


SKD

*Library*  
IRC International Water  
and Sanitation Centre  
Tel.: +91 70 30 889 80  
Fax: +91 70 86 889 84

REPORT ON  
EVALUATION OF SANITARY LATRINES AND  
WATER SUPPLY SYSTEMS CONSTRUCTED  
UNDER PHASE-II IN PRIMARY SCHOOLS

Survey met gewind op



+ observatie

+ problem solving met teachers & students

+ met participatory

UNITED NATIONS CHILDREN'S FUND (UNICEF)

MAY 1995



Table of contents

	<u>Page</u>
Executive Summary	
1.0 Introduction . . . . .	1
2.0 Objective of the study . . . . .	2
3.0 Total no. of School latrines constructed under phase II . . . . .	3
4.0 Total no. of school latrines surveyed . . . . .	3
5.0 Present status of different component of water tank . . . . .	4
5.1 Water Tank . . . . .	4
5.2 Water Tank Cover . . . . .	4
5.3 Plastering of water tank walls . . . . .	5
5.4 Water tap . . . . .	5
6.0 Present status of different components of latrine . . . . .	5
6.1 Latrine Floor . . . . .	5
6.2 Latrine Pan . . . . .	6
6.3 Locking system and fixing of door . . . . .	6
7.0 Latrine Inspection Chamber and use of latrine pit . . . . .	6
8.0 Status of Water Supply System . . . . .	6
8.1 Discharge of water . . . . .	8
8.2 Condition of platform . . . . .	9
9.0 Use and Maintenance . . . . .	9
9.1 Water tank . . . . .	9
9.2 Use of tank water for drinking purpose . . . . .	9
9.3 maintenance of latrines . . . . .	10
9.4 Locking of latrine door . . . . .	11
10.0 Training, Sanitation Manual and Fund for Maintenance . . . . .	13
11.0 Use of soap or ash after defecation . . . . .	13
12.0 Comparative Analysis of key findings (Phases I & II) . . . . .	14
13.0 Recommendations . . . . .	17
List of Tables . . . . .	20-36
Annex . . . . .	37-41

LIBRARY IRC  
PO Box 93190, 2509 AD THE HAGUE  
Tel.: +31 70 30 689 80  
Fax: +31 70 35 899 64  
BARCODE: 14 257  
LO: 822 BD 95




## List of Tables

	Page
Table 1: Total no. of school latrines constructed and total no. of these surveyed . . . . .	20
Table 2: Present condition of water tank . . . . .	21
Table 3: Condition of latrine wall, floor and locking system of door . . . . .	23
Table 4: Present status of inspection chamber . . . . .	25
Table 5: Condition of water supply system . . . . .	26
Table 6: Maintenance of water tank . . . . .	28
Table 7: Maintenance of latrine . . . . .	30
Table 8: Locking of latrine door for maintenance . . . . .	32
Table 9: Sanitation manual, training and source of fund for maintenance . . . . .	34
Table 10: Use of soap/ash after defecation . . . . .	36

## Annex

Annex 1: Forwarding letter and questionnaire for the survey	37
-------------------------------------------------------------	----




## Executive Summary

A study for the evaluation on present status, use and maintenance of Primary school latrine and water supply system constructed under phase II has been carried out. A total of 369 primary school latrines and water supply systems were constructed under phase II in 27 thanas of 11 districts. Out of the total 152 (41.19% of total school latrines constructed) primary schools visited, findings of 148 schools have been discussed and in the remaining 4 schools construction work was found to be incomplete. Key findings of the study are summarized below:

Out of the total 148 primary school latrines and water supply systems surveyed, leaking in water storage tanks was detected in 15 (10.13%) schools. The leaking could be due to either poor casting or improper c.c plastering or inadequate curing which is believed to be the contributory factor for leaking. Survey findings indicate that quality of plastering of inner surface of 143 (96.62%) storage tanks was found good and fixing of 142 (95.95%) tank covers was found to be acceptable. Outlet pipe of 54 (36.49%) water tanks have been blocked with wooden plug by school authority as tap of these fitted earlier are either stolen or broken.

Plastering of 145 (97.97%) latrine floors and plastering of outside wall of 146 (98.65%) latrines were found to be acceptable and 100% latrine pans were found intact. Locking system of latrine door both from outside and inside was found working in 146 (99.64%) latrines. Survey findings indicate that separator in the inspection chamber





of 20 (13.51%) latrines were found absent and it has led to the users using both the pits simultaneously.

Findings related to the present status of water supply system show that 16 (11.11%) tubewells were found not working due to lack of minor repairing and replacement of spare parts. Discharge of water from 122 (95.13%) tubewells were found satisfactory.

Findings related to maintenance of school latrine and water supply indicate that water tanks in 47 (31.76%) schools were not cleaned and 101 (68.24%) cleaned, of which 57 (38.51%) water tanks are cleaned once a week, 18 (12.16%) tanks are cleaned occasionally and 16 (10.81%) are never cleaned. Responses of interviewees indicate that students of 66 (44.60%) schools never drink water from the storage tank. The main reasons, as indicated from the findings show that quality of water inside the tank is not acceptable for drinking and the other reason is facilities of using other tubewells located nearby.

Findings related to maintenance show that 137 (92.56%) latrines were found in use and remaining 11 (7.80%) not in use. It is because latrines were not yet handed over by the contractors to the concerned school authorities (as found during the survey of last week of December 1994). Out of total 137 latrines in use, 110 (80.29%) latrine pans were found flushed properly and the remaining 27 (19.71%) were not flushed properly. Findings also



lykt mu us sluch andurou

hve  
sus n  
das

indicates that out of the total 137 latrine in use, 53(38.69%) are cleaned once a week, 23(16.79%) cleaned fortnightly, 26(18.97%) once a month, 20(14.59%) latrines are occasionally cleaned, while 15(10.94%) latrines are never cleaned. Out of the total 148 school latrines and water supply systems surveyed, 116(84.67%) school latrines are cleaned by the students. 124(90.51%) latrines were found to be open in order to facilitate the students to the latrines during school hours.

Survey finding shows that teachers of 136(91.89%) schools received training on sanitation and hygiene and teachers of 28(18.925) schools did not get sanitation manual. Findings indicate that teachers of 65(43.92%) schools somehow arrange fund either from their pockets or from the examination fee paid by the students for the maintenance of school latrine and water supply system. 71(51.82%) school latrines had ash or soap for hand washing after defecation. This indicates that availability of ash or soap close to latrine encourages students to wash hands properly after defecation, which is one of key health messages they received from their teachers.



1.0 Introduction: The provision of improved sanitation is one of the basic elements of Primary Health Care and essential preconditions for child survival and development. To promote environmental sanitation, UNICEF in collaboration with the Ministry of Local Government, Rural Development & Cooperatives (LGRD&C) and Primary and Mass Education Division (PMED) has launched a project on Sanitation in Primary schools to provide sanitary facilities to all rural primary schools in Bangladesh. Sanitary latrines in primary school is not only the basic necessity, but also a source of promotion of good hygiene practice.

The Department of Public Health Engineering of LGRD has been given the task of construction of primary school latrine and water supply system under this project and the Department of Primary Education (DPE) of Primary and Mass Education Division is responsible to ensure proper selection of primary schools in conformity with site selection criteria, promotion of sanitation practice at home and in schools, increase enrollment of girl attendance and to follow up proper use and maintenance of primary school latrine and water supply system.

Implementation of this project is being done phase wise. A total of 1089 Primary School Latrines and Water Supply systems were constructed during 1992-93 in 16 thanas of 16 Districts under Phase I. Evaluation on use and maintenance of sanitary latrine and



water supply system constructed under Phase I has been done. Under phase II, a total of 369 primary schools latrines and water supply systems were constructed during 1993-94 in 27 thanas of 11 Districts. It may be mentioned here that under Phase III, construction work of latrines and water supply systems in 706 primary schools of 43 thanas of 19 districts, is on progress.

2.0 Objective of the Study: The evaluation was undertaken with specific objectives which are as follows:

- To determine the existing status of sanitary latrine and water supply system constructed under phase II .
  
- To assess the level of usage of water and sanitation facilities by the students.
  
- To find out the level of participation by the students and the teachers in the maintenance of sanitary latrine and water supply system.
  
- To find out whether school authorities have fund necessary for the maintenance of sanitary latrine and water supply system.





- To assess the impact of orientation on school sanitation imparted to teachers.
- To make a comparative analysis between phase I and phase II based on key findings.

3.0 Total no. of latrines and water supply systems constructed under phase II: A total of 440 Primary Schools were selected in 32 Thanas of 12 districts to construct sanitary latrines and water supply systems under phase II. Construction works were completed in 369 (83.86%) schools by June 1994, while construction work in remaining 66 (16.14%) primary schools, of which 42 in Sunamganj and 24 in Laxmipur districts respectively were cancelled due to higher rates tendered by the contractors, which were not acceptable.

4.0 Total no. of School latrines and water supply systems Surveyed : It was decided that at least 40% of the total primary school latrines constructed under phase II at each thana should be surveyed for the evaluation (Annex A). A total of 369 primary schools were constructed under Phase II, of which 152 (41.2%) were visited by the surveyors. Thana and District wise breakdown of total number of school latrines constructed and total number schools visited for the survey are shown in table: 1. The field survey was conducted by 5 consultants posted at four UNICEF Divisional offices and one Project Assistant of WES section of



UNICEF, Dhaka. *Observation* The survey was conducted during 20 to 31 December 1994. A structured questionnaire was prepared and supplied to the surveyors to collect information on status of latrine and water supply system constructed under phase II (Annex 1 ).

### SURVEY FINDINGS

Out of total 152 primary school latrines visited by the surveyors, findings of 148 number have been discussed as construction work in remaining 4 schools, of which 3 in Bhandaria and 1 in Akhaura was found to be incomplete.

#### 5.0 Present status of different components of water tank:

5.1 Water Tank : Out of total 148 primary school latrines and water supply systems surveyed, leaking was detected in the water tanks of 15 (10.13%) primary schools, of which four in Sadullapur, three in Sundargonj and two in Fulchari thanas respectively and one each in Koyra, Jibannagar, Charfession, Borhanuddidn and Swarupkati thanas respectively (table 2). Contributory factors for leaking of water tank, could be due to poor casting or improper plastering of inside wall or insufficient curing during construction.

5.2 Water tank cover: Cover of 95 (64.19%) water tanks were found in good condition and painted and 41 (27.7%) covers were not



painted and 12(8.1%) found rusted (table: 2).

5.3 Plastering of water tank walls: Plastering of inner surface wall of 5 (3.38%) water tanks were found damaged and these are two in Sadullahpur, one each in Fulchhari, Sundargonj and Mothbaria thanas respectively (table: 2).

5.4 Water Tap: Out of total 148 taps of water tanks detected by the surveyors, 90( 60.81%) were found working and outlet pipes of 54 (36.49%) schools have been blocked. These have been blocked by the school teachers with wooden plug as taps fitted earlier were either stolen or broken. Taps for 4(2.70%) water tanks were not supplied. Five water taps each in Shibpur, Raipur and Fulchhari thanas, four taps each in Sundarganj, Bera, Sujanagar, Melandah and Laxmipur Sadar thanas respectively were found broken or missing or stolen (table :2).

#### 6.0 Present status of different components of latrine:

6.1 Latrine Floor: Cement plastering of 145 (97.97%) latrine floors were found of good quality. Quality of plastering of three floors, one each in Fulchhari, Mothbaria and Raipura was found poor. Plastering of outside wall of 146(98.65%) latrines were found in good condition and poor in 2 schools, one in Dacope and other in Mothbaria.



6.2 Latrine Pan: All 148 (100%) latrine pans were found fixed properly and in good condition.

6.3 Locking system and fixing of door: Locking system of latrine door both from outside and inside was found working in 146 (98.64%) latrines. Latrine doors of 145 (97.97%) schools were properly done and poor fixing of door was identified in three latrines; two in Mothbaria and one in Fulchari thanas. Thana wise present status of different components of latrine are shown in table 3.

#### 7.0 Latrine inspection chamber and use of latrine pit :

Separator in the inspection chamber of 20 (13.51%) latrines out of 148 surveyed were found absent as these were not supplied during the construction. These are three each in Raipur and Laxmipur Sadar, two in Mothbaria and one each in Jibannagar, Daulatkhan, Borhanuddin and Swarupkati thanas (table 4). Existence of separator in three inspection chambers could not be observed during the survey, as these were permanently sealed from outside.

Out of total 137 latrines in use, both pits of 13 latrines (9.48%) are being used simultaneously due to absence of separator in the inspection chamber.

8.0 Status of Water Supply System: Out of total 148 school latrines and water supply systems constructed, survey findings show that tubwells were found in 144 schools, while in remaining





four schools, tubewells were found not yet installed. These are three in Fulchari thana and one in Bhandari thana. Types of tubewell installed in these 144 schools are shown below:

<u>Type of tubewell</u>	<u>Number</u>
Shallow	66
Deep tubewell	43
Tara	20
SST	11
<u>VSST</u>	<u>4</u>
Total	<u>144</u>

Out of these 144 tubewells, 128 (88.89%) were found operating properly, while 16( 11.11%) tubewells were found not working due to the following reasons:

<u>Name of Thana</u>	<u>Number</u>	<u>Reason</u>
Dewangonj	3	Elbow line cracked(1) Need minor repairing (2)
Laxmipur Sadar	2	Need replacement of Bucket and seat valve (2)
Raipur	2	Leakage in pipeline (1) Needs replacement of Bucket(1)
Akhaura	2	Pump rod of TARA pump disconnected
Daulatkhan	1	Needs replacement of seat valve (1)
Koyra	1	Missing of piston assembly
Shibpur	1	Needs replacement of seat valve and bucket.



One tubewell each in Mothbaria, Sujanagar, Bera, Melandah was found not running and reason of non-operation of these tubewells were not collected.

8.1 Discharge of water: Out of total 128 running tubewells, discharge of water from 122(95.31%) were found satisfactory and discharge from 6(4.69%) tubewells was found poor, of these 4 are shallow hand tubewells in Sadullapur which need replacement of defective seat valve with new ones. One tubewell (shallow) in Shibpur was not developed properly during installation and reason for poor discharge of water from remaining one tubewell(Tara) in Bera was not collected. All the running tubewells except one which was inspected in shibpur were found easy to operate (table 5).

8.2 Condition of Platform: Survey findings show that out of 144 tubewell platforms constructed, condition of 8(5.55%) platforms were found not satisfactory, of these two were found broken in Raipur thana and one platform was cracked in Polash thana. Finishing and plastering of remaining four platforms, one each in Bera, Mothbaria, Daulatkhan and Dewangonj, were found to be poor. Status and different qualitative aspects of tubewells are given in table 5.




9.0 Use and Maintenance : This section of the report discusses on survey findings related to use and maintenance of water supply system and school latrine.

9.1 Water tank: Out of total 148 water storage tanks surveyed, 101(68.24%) were found clean and remaining 47(31.76%) were not clean. Analysis of responses of interviewees indicate that 57(38.51%) water tanks are cleaned once a week, 42(28.39%) are cleaned fortnightly, 15(10.14%) are cleaned once in a month, 18(12.16%) are cleaned occasionally and 16 (10.81%) water tanks are never cleaned.

Survey findings also indicate that 137 water tanks are filled up with water, of which 129(94.16%) tanks are filled up by the students individually, while 5(3.65%) by school teachers, 3(2.19) by both teacher and students.

Survey findings also show that 25(16.89%) water tanks were found kept without being locked. Than a wise different aspects of maintenance of water tank has been shown in table 6.

9.2 Use of tank water for drinking purpose: Responses of interviewees indicate that students of 82(55.40%) schools out of total 148, drink water of the tank apart from other purposes, while students of remaining 66(44.60%) do not use water for



drinking purpose due to mainly following reasons:

<u>Reasons</u>	<u>Number of schools</u>
Drink water of another TW located nearby	23
Water of the tank not acceptable for drinking	13
water of the tank not clean	11
Tap fitted with tank not working	8
Tubewell connected with tank out of order	4
Construction of tank not yet completed	3
High concentration of iron in TW water	1
Drink water of TW fitted with tank	1
Salinity in Tubewell water	1
Leaking of water tank	<u>1</u>
Total	66

9.3 Maintenance of latrines: Analysis of findings indicates that out of total 148 latrines visited, 137 (92.56%) latrines were found to be in use, while remaining 11(7.80%) were not in use due to the following reasons:

<u>Name of Thana</u>	<u>Total no. latrines Not in use</u>	<u>Reasons</u>
Laxmipur Sadar (Laxmipur Dist.)	1	- School authority will do some improvements
Akhaura (B.Barria Dist.)	1	- Do -





Fulchari (Gaibandha Dist.)	4	- Key of the latrine not handed over by the contractor as needs some minor construction work.
Mothbaria (Perojpur)	2	- Latrines not handed over
Daulat Khan (Bhola)	1	- Latrine not handed over
Burhanuddin	2	- Latrines not yet handed _
<u>Total</u>	<u>11</u>	

Out of total 137 latrines in use, pan of 110 (80.2%) latrines were found to be flushed properly, i.e., excreta was not found in the pans during the survey, while 27 (19.71%) latrine pans were found not flushed. Out of total latrines in use, 53 (38.68%) latrines are cleaned once a week, 23 (16.79%) latrines cleaned fortnightly, 26 (18.97%) latrines are cleaned once a month, 20 (15.59%) latrines are cleaned occasionally while 15 (10.94%) latrines are never cleaned.

Of these 137 latrines, 66 (48.17%) latrines are cleaned by the students individually, 50 (36.50%) by both students and teachers. Analysis indicate that students of 116 (84.67%) schools, individually or jointly clean their latrines (Table 7).

9.4. Locking of latrine door: Out of total 148 latrines visited by the surveyors, latrine doors of 124 (83.78%) were found



'kept open' to facilitate the students using the latrines during school hours and remaining 24 (16.22%) were found locked during the same period, of which nine school latrines were not yet handed over to respective school authority as found during the survey conducted from 20 to 31 December 1994. These are four in Fulchari, two in Mothbaria, two in Borhanuddin and one in Daulatkhan thanas respectively. Teachers of eleven schools, of which five schools in laxmipur Sadar, three in Sadullapur, one each in Fulchari, Borhanuddin and Mothbaria thana respectively, prefer to keep latrines under lock even during school hours with a view to prevent outsiders or neighbors using latrines. However, key of the latrine is always available with the teacher, if any student requires to use latrine. Teachers of four schools interviewed did not clearly mention the reason of keeping their latrines locked during the school hours. Authority of one of the schools in Akhaura decided to increase the depth of latrine pits, so that latrine would be kept locked until the work is completed. In total 3 School latrines were reported to be open after school hours. Reason as shown for keeping one latrine open is to facilitate the family members of neighbour to use the latrine, lock and key was not provided for another latrine while reason for remaining one was not mentioned clearly by the interviewed person.

Keys of 85 (57.43%) latrines are kept with teachers, 31 (20.95%) with head teachers, keys of 20 (13.51%) school latrines



are kept in school office room and remaining 12 (8.11%) mainly kept with both peons and teachers (table 8).

10.0 Training, Sanitation Manual and Fund for Maintenance:

Out of total 148 latrines surveyed, teachers of 136 (91.89%) schools got training on school sanitation, while teachers of 12 (8.11) schools did not receive training. These are five schools in Laxmipur Sadar, three in Raipura, two in Akhaura, two in Fulchari thanas respectively.

Teachers of 28 (18.92%) schools did not get sanitation manual. These schools are six in Jibannagar, five each in Laxmipur Sadar, Fulchari and Swarupkathi, three in Raipur, two in Akhaura and one each in Sujanagar, and Batiaghata (table 9).

Findings indicate that 83 (56.08%) primary schools do not have any fund for the maintenance of latrines as well as water supply system and however in 65 (43.92%) schools teachers arrange fund from their pockets or from the examination fees paid by the students.

11.0 Use of soap or ash after defecation: Findings indicate that out of total 137 school latrines in use, ash or soap was found for 71 (51.82%) latrines for hand washing after defecation and students of all these schools use soap or ash after defecation. Students of



wash their hands with ash or soap after defecation as these are not kept for hand washing. This indicates that availability of ash or soap close to latrine encourages students to wash their hands properly after defecation, which is one of the key health messages they obtained from their teachers (table 10).


#### 12.0 Comparative Analysis of key findings (Phase I and Phase II):

This section has focussed on the comparative analysis of key findings extracted from the studies on use and maintenance of latrine and water supply system provided in primary schools under Phase I and Phase II. For phase I, a total of 228 (20.93% of total 1089 latrines constructed) school latrines were surveyed and for phase II, a total of 152 (41.19% of total school latrines and water supply systems constructed) school latrines and water supply systems were surveyed.

This discussion on comparative findings of these studies will provide scope to identify the areas to be addressed for smooth implementation of sanitation in primary Schools project. This comparative analysis as discussed below is based on identical findings that have been extracted from the studies done for phase I and II. The comparative findings are summarized below:

- Study for phase I shows that about 80% of doors are in good condition in respect to workability, corrosion painting etc.

*dat de onsv. goed zijn*





findings from phase II show that 97% are in good condition.


- Findings of both the studies show that in 100% cases pans are properly fixed and found in good condition.
  
- Phase I study shows that in 12% cases separator in the inspection chamber was absent and phase II study shows in 13.5% cases, separator was not fixed. In these cases, both the pits of latrine are used simultaneously.
  
- Findings of study for Phase II indicate that 84.46% of tubewells are functioning properly, while in case of phase I, 70% of tubewells were functioning properly. Both the studies show that non-operation of tubewell is mainly due to lack of minor repairing or replacement of spare parts.
  
- It is revealed from the findings of phase I study that 15% tanks were leaking, while corresponding findings of phase II is 10.14%.
  
- Findings of phase I indicates that 70% taps connected with the water tank are damaged or missing. The finding of phase II shows that 39.19% of taps are damaged or missing.
  
- Phase I study denotes that 50% of total latrines were



maintained properly and study of phase II shows 80.29% latrines are maintained properly.

- Phase I study indicates that 60% water tanks are not cleaned and phase II study shows 31.76% water tanks are not cleaned. In these cases layer of dirt was found accumulated at the bottom of the tanks.
- Phase I study shows that 90% of the school latrines were found kept under lock after school hours, the percentage is 96% for Phase II study.
- Findings of phase II study indicate that there is provision of soap of ash in 51.8% school latrines for washing hands after defecation, while phase I shows in most cases there no such provision.
- Findings of phase II study indicate that in 55% cases, students also drink water of the storage tank, while phase I study shows only in some cases students drink tank water.





Recommendations:

Based on the findings of the survey conducted for the evaluation of present status, use and maintenance of Primary school latrines and water supply systems constructed under phase II, the following recommendations have been put forwarded:

- Importance needs to be given on designing of a suitable tap so that it remains usable for longer period and can be fitted with the water tank permanently to prevent stealing of tap itself.
- Construction defects such as; leaking of storage tank, improper fixing of latrine doors, defective locking system of doors, poor plastering of wall, floor of both latrine and storage tank should be rectified. The concerned local DPHE office should take immediate action to rectify these defects.
- Emphasis needs to given on follow up visit both by DPHE and DPE field staff to ensure that objectives of training given to primary school teachers are implemented and knowledge related to personal hygiene and proper use and maintenance of school latrine and water supply system are disseminated among students effectively.



- Supervision and follow up on construction works of school latrines need to be intensified both by DPHE and UNICEF to avoid any construction defects and other inadequacies. Close supervision of concern DPHE Sub Assistant Engineer on construction work of school latrine is very useful.
- Separator should be fixed immediately in the inspection chambers, which were not provided during construction. Lids of inspection chamber which are permanently sealed from outside, should be unsealed immediately to facilitate inspection of Y-joint when necessary.
- Special emphasis need to given on the smooth and easy workability of water taps. Care need to taken by the school authority so that taps are intact and not missing. Concerned DPHE local office should take immediate action to repair the defective taps.
- The DPE may instruct the school authority to repair minor defects of tubewells, refixing of water taps or any other minor defects. The school authorities may be advised to approach the local DPHE when any repair is beyond their control.
- Each school authority should have a fund for maintenance of






latrine as well as water supply system.

moete met  
structuur

- Immediate arrangement need be made for training of school teachers who did not receive training on sanitation.
- It need to be ensured that all the school teachers have got their Sanitation Manual and students are provided with necessary knowledge specifically on use and maintenance of latrine, water supply system and cleanliness.

 School teachers who prefer locking latrine door during school hours, should be motivated for keeping the latrine door unlocked and informed about the positive impacts of the same. This will encourage and facilitate the students using their latrines, otherwise they may feel reluctant to collect key from their teachers for unlocking the latrine door for use of latrine.

- Importance should be given on timely completion of construction work of school latrine as well as handing over to the school authority.
- Copy of progress report on construction work of school latrines mentioning bottlenecks (if any) that are hampering the progress should be sent by concern by SAE to EE, DPHE R&D Division to take necessary action.



**Table 1: Total no. of Primary School latrines constructed in each thana under phase-II and no. of school latrines surveyed for the evaluation**

SL No.	Name of Thana	Total no of latrine constructed	Total no. of latrine visited for survey	Percent
1.	Dewangonj	14	6	42.85
2.	Mellandah	15	5	33.33
3.	Sharishabari	13	5	38.46
	JAMALPUR	42	16	38.09
4.	Polash	5	2	40.0
5.	Shibpur	14	6	42.85
6.	Raypura	23	10	43.47
	NARSINGDI	42	18	42.85
7.	Sadullahpur	11	6	54.54
8.	Fulchari	14	7	50.0
9.	Sundargonj	17	6	35.29
	GAIBANDHA	42	19	45.24
10.	Bera	14	5	35.71
11.	Sujanagar	15	5	33.33
12.	Santhia	13	5	38.46
	PABNA	42	15	35.71
13.	Koyra	16	6	31.25
14.	Baliaghata	13	5	38.46
15.	Dacope	13	5	38.46
	KHULNA	42	15	35.71
16.	Sarankhola	8	5	62.5
17.	Morrelgonj	18	6	33.33
18.	Rampal	16	7	43.75
	BAGHERHAT	42	18	42.85
19.	Jibannagor	14	6	42.85
	CHUADANDA	14	6	42.85
20.	Charfason	14	7	50.0
21.	Daulatkhan	14	5	35.71
22.	Burhanndden	14	7	50.0
	BHOLA	42	19	45.23
23.	Mathbaria	14	4	28.57
24.	Bhandaria	14	4	28.57
25.	Swarupkathi	14	6	42.85
	PEROJPUR	42	14	33.33
26.	Laxmipur Sadar	9	5	55.55
27.	Raipur	4	3	75.0
	LAXMIPUR	13	8	61.54
28.	Akhaura	6	3	50.0
	BRAHMANBARIA	6	3	50.0
	TOTAL	369	152	41.19



TABLE - 2. PRESENT CONDITION OF WATER TANK

Sl #	Name of the Thana	Total no Schools surveyed	Tank leaking		Inner Surface			Outer surface		Condition of Tank Cover			Fixing of Cover		Tap	
			Yes	No	Plaster Good	Plaster damaged	Cracked	Good	Bad	Good & painted	Good & not painted	Rusted	Good	Bad	Working /	Not working
1	Dewanganj	6	-	6	6	-	-	6	-	6	-	-	6	-	5	1
2	Melandha	5	-	5	5	-	-	-	-	3	2	-	5	-	1	4
3	Sharishabari	5	-	5	5	-	-	5	-	1	4	-	5	-	3	2
	JAMALPUR	16	0	16	16	0	0	11	0	10	6	0	16	0	9	7
4	Palash	2	-	2	2	-	-	2	-	-	2	-	2	-	1	1
5	Shibpur	6	-	6	6	-	-	6	-	1	5	-	5	1	1	5
6	Raipura	10	-	-	10	-	-	10	-	8	2	-	10	-	5	5
	NARSINGDI	18	0	8	18	0	0	18	0	9	9	0	17	1	7	11
7	Sadullapur	6	4	2	4	2	-	6	-	2	-	4	6	-	4	2
8	Fulchari	7	2	5	6	1	-	7	-	2	1	4	7	-	2	5
9	Sundarganj	6	3	3	5	1	-	6	-	6	-	-	6	-	2	4
	GAIBANDIA	19	9	10	15	4	0	19	0	10	1	8	19	0	8	11
10	Bera	5	-	5	5	-	-	5	-	3	-	2	3	2	1	4
11	Sujanagar	5	-	5	5	-	-	5	-	3	1	1	5	-	1	4
12	Santhia	5	-	5	5	-	-	5	-	5	5	-	-	-	1	4
	PABNA	15	0	15	15	0	0	15	0	11	6	3	8	2	3	12
13	Koyra	6	1	5	6	-	-	6	-	2	4	-	5	1	5	1
14	Batiaghata	5	-	5	5	-	-	5	-	5	-	-	5	-	5	-
15	Dacope	5	-	5	5	-	-	5	-	5	-	-	5	-	4	1
	KHULNA	16	1	15	16	0	0	16	0	12	4	0	15	1	14	2
16	Sarankhola	5	-	5	5	-	-	5	-	5	-	-	5	-	3	2
17	Morreganj	6	-	6	6	-	-	6	-	5	1	-	6	-	6	-
18	Rampal	7	-	7	7	-	-	7	-	5	1	-	7	-	6	1
	BAGERHAT	18	0	18	18	0	0	18	0	15	2	0	18	0	15	3



Sl #	Name of the Thana	Total no Schools surveyed	Tank leaking		Inner Surface			Outer surface		Condition of Tank Cover			Fixing of Cover		Tap	
			Yes	No	Plaster Good	Plaster damaged	Cracked	Good	Bad	Good & painted	Good & not painted	Rusted	Good	Bad	Working	Not working
19	Jibannagar	6	1	5	6	-	-	6	-	5	1	-	6	-	5	1
	CHUADANGA	6	1	5	6	0	0	6	0	5	1	0	6	0	5	1
20	Charfassion	7	1	6	7	-	-	7	-	7	-	-	7	-	7	-
21	Daulatkhan	5	-	5	5	-	-	5	-	4	-	1	4	1	3	2
22	Burhanuddin	7	1	6	7	-	-	7	-	7	-	-	7	-	7	-
	BHOLA	19	2	17	19	0	0	19	0	18	0	1	18	1	17	2
23	Mothbaria	4	1	3	3	1	-	3	1	-	4	-	3	1	2	2
24	Bhandaria	1	-	1	1	-	-	-	-	-	1	-	1	-	1	-
25	Swarupkathi	6	1	5	6	-	-	6	-	2	4	-	6	-	6	-
	PEROJPUR	11	2	9	10	1	0	9	1	2	9	0	10	1	9	2
26	Laxmipur Sadar	5	-	5	5	-	-	5	-	3	2	-	5	-	1	4
27	Raipur	3	-	3	3	-	-	3	-	-	3	-	3	-	1	2
	LAXMIPUR	8	0	8	8	0	0	8	0	3	5	0	8	0	2	6
28	Akhaura	2	-	2	2	-	-	2	-	-	2	-	2	-	-	2
	B.BARIA	2	0	2	2	0	0	2	0	0	2	0	2	0	0	2
	Total	148	15	133	143	5	0	147	1	95	41	12	142	6	90	58
	Percentage		10.13	89.86	96.62	3.38	0	99.32	0.68	64.19	27.7	8.11	95.95	4.05	60.81	39.19






TABLE - 3 : CONDITION OF LATRINE WALL, FLOOR AND LOCKING SYSTEM OF DOOR

Sl #	Name of thana	No. of Schools surveyed	Plastering of latrine floor		Pan		Plastering of outside wall		Locking system from outside		Locking system from inside		Fixing of door	
			Good	Bad	Good	Bad	Good	Bad	Working	Not working	Working	Not working	Good	Bad
1	Dewanganj	6	6	-	6	-	6	-	6	-	6	-	6	-
2	Melandah	5	5	-	5	-	5	-	5	-	5	-	5	-
3	Sharishabari	5	5	-	5	-	5	-	5	-	5	-	5	-
	JAMALPUR	16	16	0	16	0	16	0	16	0	16	0	16	0
4	Palash	2	2	-	2	-	2	-	2	-	2	-	2	-
5	Shibpur	6	6	-	6	-	6	-	6	-	6	-	6	-
6	Raipura	10	9	1	10	-	10	-	10	-	10	-	10	-
	NARSINGDI	18	17	1	18	0	18	0	18	0	18	0	18	0
7	Sadullapur	6	6	-	6	-	6	-	6	-	6	-	6	-
8	Fulchari	7	6	1	7	-	7	-	7	-	7	-	6	1
9	Fundarganj	6	6	-	6	-	6	-	6	-	6	-	6	-
	GAIBANDHA	19	18	1	19	0	19	0	19	0	19	0	18	1
10	Bera	5	5	-	5	-	5	-	5	-	5	-	5	-
11	Sujanagar	5	5	-	5	-	5	-	5	-	5	-	5	-
12	Santhia	5	5	-	5	-	5	-	5	-	5	-	5	-
	PABNA	15	15	0	15	0	15	0	15	0	15	0	15	0
13	Koyra	6	6	-	6	-	6	-	6	-	6	-	6	-
14	Batiaghata	5	5	-	5	-	5	-	5	-	5	-	5	-
15	Dacpoe	5	5	-	5	-	4	1	5	-	5	-	5	-
	KHULNA	16	16	0	16	0	15	1	16	0	16	0	16	0
16	Sarankhola	5	5	-	5	-	5	-	5	-	5	-	5	-
17	Morrelganj	6	6	-	6	-	6	-	6	-	6	-	6	-
18	Rampal	7	7	-	7	-	7	-	7	-	7	-	7	-
	BAGERHAT	18	18	0	18	0	18	0	18	0	18	0	18	0



Sl #	Name of thana	No. of Schools surveyed	Plastering of latrine floor		Pan		Plastering of outside wall		Locking system from outside		Locking system from inside		Fixing of door	
			Good	Bad	Good	Bad	Good	Bad	Working	Not working	Working	Not working	Good	Bad
19	Jibannagar	6	6	-	6	-	6	-	6	-	6	-	6	-
	CHUADANGA	6	6	0	6	0	6	0	6	0	6	0	6	0
20	Charfassion	7	7	-	7	-	7	-	7	-	7	-	7	-
21	Daulatkhan	5	5	-	5	-	5	-	5	-	5	-	5	-
22	Burhanuddin	7	7	-	7	-	7	-	7	-	6	1	7	-
	BHOLA	19	19	0	19	0	19	0	19	0	18	1	19	0
23	Mothbaria	4	3	1	4	-	3	1	3	1	3	1	2	2
24	Bhandaria	1	1	-	1	-	1	-	1	-	1	-	1	-
25	Swarupkathi	6	6	-	6	-	6	-	6	-	6	-	6	-
	PEROJPUR	11	10	1	11	0	10	1	10	1	10	1	9	2
26	Laxmipur	5	5	-	5	-	5	-	4	1	5	-	5	-
27	Raipur	3	3	-	3	-	3	-	3	-	3	-	3	-
	LAXMIPUR	8	8	0	8	0	8	0	7	1	8	0	8	0
28	Akhaura	2	2	-	2	-	2	-	2	-	2	-	2	-
	B.BARIA	2	2	0	2	0	2	0	2	0	2	0	2	0
	Grand Total	148	145	3	148	0	146	2	146	2	146	2	145	3
	Percentage		97.97	2.03	100	0	98.65	1.35	98.65	1.35	98.65	1.35	97.97	2.03



**TABLE - 4: PRESENT STATUS OF INSPECTION CHAMBER**

Sl #	Name of Thana	Total no. of schools surveyed	Gate valve exits		No of pits in use	
			Yes	No	One	Two
1	Dewanganj	6	6	-	6	-
2	Melandha	5	5	-	5	-
3	Sharishabari	5	5	-	5	-
	JAMALPUR	16	16	0	16	0
4	Palash	2	2	-	2	-
5	Shibpur	2	2	-	2	-
6	Raipura	10	9	1	9	1
	NARSINGDI	14	13	1	13	1
7	Sadullapur	6	6	-	6	-
8	Fulchari	7	3	4	3	-
9	Sundarganj	6	4	2	4	2
	GAIBANDHA	19	13	6	13	2
10	Bera	5	5	-	5	-
11	Sujanagar	5	4	1	4	1
12	Santhia	5	5	-	5	-
	PABNA	15	14	1	14	1
13	Koyra	6	6	-	6	-
14	Baliaghata	5	5	-	5	-
15	Dacope	5	5	-	5	-
	KHULNA	16	16	0	16	0
16	Sarankhola	5	5	-	5	-
17	Morrelganj	6	6	-	6	-
18	Rampal	7	7	-	7	-
	BAGERHAT	18	18	0	18	0
19	Jibannagar	6	5	1	5	1
	CHUADANGA	6	5	1	5	1
20	Charfassion	7	7	-	7	-
21	Daulatkhan	5	4	1	3	1
22	Burhanuddin	7	6	1	5	-
	BHOLA	19	17	2	15	1
23	Mothbaria	4	2	2	2	-
24	Bhandaria	1	1	-	1	-
25	Swarupkathi	6	5	1	6	-
	PEROJPUR	11	8	3	9	0
26	Laxmipur Sadar	5	1	3 *	1	3
27	Raipur	3	-	3	-	3
	LAXMIPUR	8	1	6	1	6
28	Akhaura	2	-	- *	-	1
	B.BARIA	2	0	0 *	0	1
	<b>Grand Total</b>	<b>148</b>	<b>125</b>	<b>20</b>	<b>124 **</b>	<b>13 **</b>
	Percentage		84.46	15.54	90.51	9.49

Note \* 3 inspection chamber, 2 in Akhaura and 1 in Laxmipur Sadar could not be detected as these were permanently sealed from outside.

\*\* Based on total no. of latrines in use.



TABLE - 5 : CONDITION OF WATER SUPPLY SYSTEM

Sl #	Nam of Thana	No. of Schools surveyed	Type of tubewell						Status		Discharge		Easy to operate		Condition of platform	
			TARA	DTW	STW	VSS1	SST	PSF	Running	Not Running	Satisfactory	Not satisfactory	Yes	No	Good	Bad
			1	Dewanganj	6	-	-	6	-	-	-	3	3	3	-	3
2	Meladaha	5	-	-	5	-	-	-	4	1	4	-	4	-	5	-
3	Sharhabari	5	-	-	5	-	-	-	5	-	5	-	5	-	5	-
	JAMALPUR	16	0	0	16	0	0	0	12	4	12	0	12	0	15	1
4	Palash	2	2	-	-	-	-	-	2	-	2	-	2	-	1	1
5	Shubpur	6	2	-	4	-	-	-	5	1	4	1	4	1	6	-
6	Raipura	10	-	-	10	-	-	-	10	-	10	-	10	-	8	2
	NARSINGDI	18	4	0	14	0	0	0	17	1	16	1	16	1	15	3
7	Saduilaipur	6	-	-	6	-	-	-	6	-	3	3	6	-	6	-
8	Fulclari	7	-	-	4	-	-	-	4	-	4	-	4	-	4	-
9	Sundarganj	6	-	-	6	-	-	-	6	-	5	1	6	-	6	-
	GAIBANDHA	19	0	0	16	0	0	0	16	0	12	4	16	0	16	0
10	Bera	5	5	-	-	-	-	-	4	1	3	1	4	-	4	1
11	Sujanagar	5	5	-	-	-	-	-	4	1	5	-	4	-	5	-
12	Santhia	5	5	-	-	-	-	-	5	-	5	-	5	-	5	-
	PABNA	15	15	0	0	0	0	0	13	2	13	1	13	0	14	1
13	Koyra	6	-	5	-	1	-	-	5	1	5	-	6	-	5	1
14	Batiaghata	5	-	4	1	-	-	-	5	-	5	-	5	-	5	-
15	Dacope	5	-	-	1	-	4	-	5	-	5	-	5	-	5	-
	KHULNA	16	0	9	2	1	4	0	15	1	15	0	16	0	15	1
16	Sarankhola	5	-	-	3	2	-	-	5	-	5	-	5	-	5	-
17	Morrelganj	6	-	-	4	-	2	-	6	-	6	-	6	-	6	-
18	Rampal	7	-	6	-	-	1	-	7	-	-	-	7	-	7	-
	BAGERHAT	18	0	6	7	2	3	0	18	0	11	0	18	0	18	0





SI #	Name of Thana	No. of Schools surveyed	Type of tubewell						Status		Discharge		Easy to operate		Condition of platform	
			TARA	DTW	STW	VSST	SST	PSF	Running	Not Running	Satisfactory	Not satisfactory	Yes	No	Good	Bad
			19	Jibannagar	6	-	-	6	-	-	-	6	-	6	-	6
	CHUADANGA	6	0	0	6	0	0	0	6	0	6	0	6	0	6	0
20	Charfassion	7	-	7	-	-	-	-	7	-	7	-	7	-	7	-
21	Daulatkhan	5	-	5	-	-	-	-	4	1	4	-	4	-	4	1
22	Burhanuddin	7	-	7	-	-	-	-	7	-	7	-	7	-	7	-
	BHOLA	19	0	19	0	0	0	0	18	1	18	0	18	0	18	1
23	Mothbaria	4	-	-	-	1	3	-	3	1	3	-	3	-	3	1
24	Bhandaria	1 *	-	-	-	-	-	-	-	-	-	-	-	-	-	-
25	Swarupkathi	6	-	6	-	-	-	-	6	-	6	-	6	-	6	-
	PEROJPUR	11	0	6	0	1	3	0	9	1	9	0	9	0	9	1
26	Laxmipur Sadar	5	-	1	4	-	-	-	3	2	3	-	3	-	4	1
27	Raipur	3	-	3	-	-	-	-	1	2	1	-	1	-	3	1
	LAXMIPUR	8	0	4	4	0	0	0	4	4	4	0	4	0	7	2
28	Akhaura	2	1	-	1	-	-	-	-	2	-	-	-	-	2	-
	B.BARIA	2	1	0	1	0	0	0	0	2	0	0	0	0	2	0
	Grand Total	148	20	44	66	4	10	0	128	16	122 **	6	127 **	1	136	8
	Percentage		13.89	30.5	45.8	2.78	6.94	0	88.89	11.11	95.31	4.69	99.22	0.78	99.44	5.56

Note: \* Installation of 4 tubewells, 3 in Fulchari and 1 in Bhandaria not completed.

\*\* Based on total no. of running tubewells.



TABLE - 6 · MAINTENANCE OF WATER TANK

Sl #	Name of Thana	No. of Schools surveyed	The water tank found		Cleaning of tank done					Filled by			Water tank under lock	
			Clean	Not clean	Weekly	Fort nightly	Monthly	Occasion ally	Never	Teacher	Student	Others	Yes	No
1	Dewanganj	6	4	2	2	2	1	1	-	-	6	-	5	1
2	Melandha	5	4	1	2	3	-	-	-	-	5	-	5	-
3	Sharishabari	5	2	3	3	1	-	1	-	-	5	-	5	-
	JAMALPUR	16	10	6	7	6	1	2	0	0	16	0	15	1
4	Palash	2	1	1	2	-	-	-	-	-	2	-	2	-
5	Shibpur	6	-	6	1	1	1	3	-	-	6	-	4	2
6	Raipura	10	4	6	4	-	3	2	1	-	10	-	10	-
	NARSINGDI	18	5	13	7	1	4	5	1	0	18	0	16	2
7	Sadullapur	6	5	1	4	1	1	-	-	2	5	1	3	3
8	Fulchari	7	2	5	-	-	2	1	4	-	3	-	4	3
9	Sundarganj	6	6	-	3	2	1	-	-	-	6	-	-	6
	GAIBANDILA	19	13	6	7	3	4	1	4	2	14	1	7	12
10	Bera	5	2	3	-	-	1	1	3	-	5	-	4	1
11	Sujanagar	5	3	2	2	1	-	-	2	-	5	-	5	-
12	Santhia	5	4	1	-	2	2	-	1	1	4	-	5	-
	PABNA	15	9	6	2	3	3	1	6	1	14	0	14	1
13	Koyra	6	4	2	4	2	-	-	-	-	4	2	4	2
14	Batiaghata	5	5	-	1	4	-	-	-	-	5	-	5	-
15	Dacope	5	5	-	1	4	-	-	-	-	5	-	5	-
	KHULNA	16	14	2	6	10	0	0	0	0	14	2	14	2
16	Sarankhola	5	5	-	-	4	1	-	-	-	5	-	5	-
17	Morrelganj	6	5	1	4	1	1	-	-	2	5	1	3	3
18	Rampal	7	4	3	3	2	1	1	-	-	6	-	7	-
	BAGERHAT	18	14	4	7	7	3	1	0	2	16	1	15	3



Sl #	Name of Thana	No. of Schools surveyed	The water tank found		Cleaning of tank done					Filled by			Water tank under lock	
			Clean	Not clean	Weekly	Fort nightly	Monthly	Occasionally	Never	Teacher	Student	Others	Yes	No
19	Jibannagar	6	6	--	2	4	--	--	--	--	6	--	6	--
	CHUADANGA	6	6	0	2	4	0	0	0	0	6	0	6	0
20	Charfassion	7	7	--	7	--	--	--	--	--	7	--	7	--
21	Daulatkhan	5	4	1	4	--	--	--	1	--	4	--	5	--
22	Burhanuddin	7	5	2	5	--	--	--	2	--	5	--	6	1
	BHOLA	19	16	3	16	0	0	0	3	0	16	0	18	1
23	Mothbaria	4	4	--	1	3	--	--	--	--	4	--	4	--
24	Bhandaria	1	1	--	--	--	1	--	--	--	1	--		1
25	Swarupkathi	6	6	--	6	--	--	--	--	--	6	--	6	--
	PEROJPUR	11	11	0	7	3	1	0	0	0	11	0	10	1
26	Laxmipur Sadar	5	2	3	--	--	--	5	--	2	3	--	3	2
27	Raipur	3	1	2	--	--	--	3	--	2	1	--	1	2
	LAXMIPUR	8	3	5	0	0	0	8	0	4	4	0	4	4
28	Akhaura	2		2					2				1	1
	B.BARIA	2	0	2	0	0	0	0	2	0	0	0	1	1
	Grand Total	148	101	47	57	42	15	18	16	5	129	3	123	25
	Percentage		68.24	31.76	38.51	28.38	10.14	12.16	10.81	3.65	94.16	2.19	83.11	16.89



TABLE - 7: MAINTENANCE OF LATRINE

Sl #	Name of Thana	No of Schools surveyed	Is the pan found flushed properly		Cleaning of latrine done					Cleaning of latrine done by					
			Yes	No	Weekly	Fort nightly	Monthly	Occasion ally	Never	Peon	Sweeper	Student and Teacher	Student	Teacher	None
1	Dewanganj	6	4	2	3	-	-	3	-	-	-	-	5	-	1
2	M. landah	5	4	1	3	2	-	-	-	-	-	-	5	-	-
3	Starishabari	5	3	2	2	2	-	1	-	-	-	-	5	-	-
	JAMALPUR	16	11	5	8	4	0	4	0	0	0	0	15	0	1
4	Palash	2	2	-	2	-	-	-	-	-	-	-	2	-	-
5	Shibpur	6	6	-	3	-	1	2	-	-	-	-	4	-	2
6	Raipura	10	10	-	2	4	-	2	2	-	-	-	10	-	-
	NARSINGDI	18	18	0	7	4	1	4	2	0	0	0	16	0	2
7	Sadullapur	6	2	4	1	2	2	1	-	-	1	3	2	-	-
8	Fulchari	7	3	-	1	-	-	2	-	-	-	2	-	-	1
9	Sundarganj	6	4	2	1	2	-	1	2	1	-	2	1	-	2
	GAIBANDHA	19	9	6	3	4	2	4	2	1	1	7	3	0	3
10	Bera	5	5	-	-	-	1	2	2	-	-	-	-	3	2
11	Sujanagar	5	4	1	1	1	-	-	3	-	-	2	1	-	2
12	Santhia	5	2	3	1	1	1	-	2	-	-	4	-	1	-
	PABNA	15	6	9	2	2	2	2	7	0	0	6	1	4	4
13	Koyra	6	4	2	4	1	-	-	1	-	-	5	1	-	-
14	Batiaghata	5	5	-	1	2	2	-	-	-	-	5	-	-	-
15	Dacope	5	5	-	-	1	4	-	-	-	-	5	-	-	-
	KHULNA	16	14	2	5	4	6	0	1	0	0	15	1	0	0
16	Sarankhola	5	5	-	2	1	2	-	-	-	-	5	-	-	-
17	Morrelganj	6	6	-	-	2	4	-	-	-	-	6	-	-	-
18	Rampal	7	6	1	3	1	1	2				6			1
	BAGERHAT	18	17	1	5	4	7	2	0	0	0	17	0	0	1





Sl #	Name of Thana	No. of Schools surveyed	Is the pan found flushed properly		Cleaning of latrine done					Cleaning of latrine done by					
			Yes	No	Weekly	Fort nightly	Monthly	Occasion ally	Never	Peon	Sweeper	Student and Teacher	Student	Teacher	None
19	Jibannagar	6	6	-	1	1	4	-	-	-	-	5	1	-	-
	CHUADANGA	6	6	0	1	1	4	0	0	0	0	5	1	0	0
20	Charfassion	7	7	-	7	-	-	-	-	-	-	-	7	-	-
21	Daulatkhan	5	3	1	3	-	-	-	1	-	-	-	3	-	1
22	Burhanuddin	7	5	-	5	-	-	-	-	-	-	-	5	-	-
	BHOLA	19	15	1	15	0	0	0	1	0	0	0	15	0	1
23	Mothbaria	4	1	1	1	-	-	-	1	-	-	-	1	-	1
24	Bhandaria	1	-	-	-	-	-	1	-	-	-	-	1	-	-
25	Swarupkathi	6	6	-	6	-	-	-	-	-	-	6	-	-	-
	PEROJPUR	11	7	1	7	0	0	1	1	0	0	6	2	0	1
26	Laxmipur	5	4	-	-	-	3	1	-	-	-	-	4	-	-
27	Raipur	3	1	2	-	-	-	2	1	-	-	-	1	-	2
	LAXMIPUR	8	5	2	0	0	3	3	1	0	0	0	5	0	2
28	Akhaura	2	1	-	-	-	1	-	-	-	-	-	1	-	-
	B.BARIA	2	1	0	0	0	1	0	0	0	0	0	1	0	0
	<b>Grand Total</b>	<b>148</b>	<b>110</b>	<b>27</b>	<b>53</b>	<b>23</b>	<b>26</b>	<b>20</b>	<b>15</b>	<b>1</b>	<b>1</b>	<b>50</b>	<b>66</b>	<b>4</b>	<b>15</b>
	Percentage		80.29	19.71	38.69	16.79	18.98	14.6	10.94	0.73	0.73	36.5	48.17	2.92	10.95



TABLE - 8: LOCKING OF LATRINE DOOR FOR MAINTENANCE

Sl #	Name of Thana	No. of Schools surveyed	Is the latrine kept under lock during school hours		Is the latrine kept under lock after school hours		Who keeps the key of the latrine			
			Yes	No	Yes	No	Head Teacher	Teacher	Office	Other
			1	Dewanganj	6	1	5	5	1	-
2	Melandha	5	-	5	5	-	3	2	-	-
3	Sharishabari	5	-	5	5	-	-	5	-	-
	JAMALPUR	16	1	15	15	1	3	13	0	0
4	Palash	2	-	2	2	-	2	-	-	-
5	Shibpur	6	-	6	6	-	3	-	3	-
6	Raipura	10	-	10	9	1	1	-	3	-
	NARSINGDI	18	0	18	17	1	6	0	6	0
7	Sadullapur	6	3	3	6	-	-	2	3	1
8	Fulchari	7	5	2	6	1	-	-	-	4
9	Sundarganj	6	-	6	6	-	-	1	5	-
	GAIBANDHA	19	8	11	18	1	0	3	8	5
10	Bera	5	-	5	5	-	3	-	2	-
11	Shujanagar	5	1	4	5	-	1	1	3	-
12	Santhia	5	-	5	5	-	3	1	1	-
	PABNA	15	1	14	15	0	7	2	6	0
13	Koyra	6	-	6	6	-	-	6	-	-
14	Batiaghata	5	-	5	5	-	-	5	-	-
15	Dacope	5	-	5	5	-	-	5	-	-
	KIULNA	16	0	16	16	0	0	16	0	0
16	Sarankhola	5	-	5	5	-	-	5	-	-
17	Morrelganj	6	-	6	6	-	-	6	-	-
18	Rampal	7	-	7	7	-	-	5	-	2
	ZAGERHAT	18	0	18	18	0	0	16	0	2



Sl #	Name of Thana	No. of Schools surveyed	Is the latrine kept under lock during school hours		Is the latrine kept under lock after school hours		Who keeps the key of the latrine			
			Yes	No	Yes	No	Head Teacher	Teacher	Office	Other
			19	Jibannagar	6	-	6	6	-	-
	CHUADANGA	6	0	6	6	0	0	5	0	1
20	Charfassion	7	2	5	6	1	-	7	-	-
21	Daulatkhan	5	-	5	5	-	-	5	-	-
22	Burhanuddin	7	2	5	7	-	-	5	-	2
	BHOLA	19	4	15	18	1	0	17	0	2
23	Mothbaria	4	2	2	4	-	-	2	-	2
24	Bhandaria	1	-	1	1	-	-	1	-	-
25	Swarupkathi	6	-	6	6	-	-	6	-	-
	PEROJPUR	11	2	9	11	0	0	9	0	2
26	Laxmipur Sadar	5	5	-	5	-	1	4	-	-
27	Raipur	3	1	2	3	0	3	-	-	-
	LAXMIPUR	8	6	2	8	0	4	4	0	0
28	Akhaura	2	2	-	2	-	2	-	-	-
	B.BARIA	2	2	0	2	0	2	0	0	0
	<b>Grand total</b>	<b>148</b>	<b>24</b>	<b>124</b>	<b>145</b>	<b>3</b>	<b>31</b>	<b>85</b>	<b>20</b>	<b>12</b>
	Percentage		16.22	83.78	97.97	2.03	20.95	57.43	13.51	8.11




TABLE - 9 : SANITATION MANUAL, TRAINING AND SOURCE OF FUND FOR MAINTENANCE

Sl #	Name of Thana	No of Schools surveyed	Teachers got training		Teachers got Sanitation Manual		Teachers teach students on sanitation		Fund arranged for maintenance	
			Yes	No	Yes	No	Yes	No	Yes	No
1	Dewanganj	6	6	-	6	-	6	-	1	5
2	Melandha	5	5	-	5	-	5	-	1	4
3	Sharishabari	5	5	-	5	-	5	-	-	5
	JAMALPUR	16	16	0	16	0	16	0	2	14
4	Palash	2	2	-	2	-	2	-	-	2
5	Shibpur	6	6	-	6	-	6	-	-	6
6	Raipura	10	10	-	10	-	10	-	-	10
	NARSINGDI	18	18	0	18	0	18	0	0	18
7	Sadullapur	6	6	-	6	-	6	-	-	6
8	Fulchari	7	5	2	2	5	5	2	-	7
9	Sudarganj	6	6	-	6	-	6	-	-	6
	GAIBANDIA	19	17	2	14	5	17	2	0	19
10	Bera	5	5	-	5	-	4	1	-	5
11	Sujanagar	5	5	-	4	1	3	2	-	5
12	Santhia	5	5	-	5	-	4	1	-	5
	PABNA	15	15	0	14	1	11	4	0	15
13	Koyra	6	6	-	6	-	6	-	6	-
14	Batiaghata	5	5	-	4	1	5	-	5	-
15	Dacope	5	5	-	5	-	5	-	5	-
	KHULNA	16	16	0	15	1	16	0	16	0
16	Sarankhola	5	5	-	5	-	5	-	5	-
17	Morrelganj	6	6	-	6	-	6	-	-	6
18	Rampal	7	7	-	7	-	7	-	5	2
	BAGERHAAT	18	18	0	18	0	18	0	10	8





Sl #	Name of Thana	No. of Schools surveyed	Teachers got training		Teachers got Sanitation Manual		Teachers teach students on sanitation		Fund arranged for maintenance	
			Yes	No	Yes	No	Yes	No	Yes	No
19	Jibannagar	6	6	-	-	6	6	-	6	-
	CHUADANGA	6	6	0	0	6	6	0	6	0
20	Charfassion	7	7	-	7	-	7	-	7	-
21	Daulatkhan	5	5	-	5	-	5	-	4	1
22	Burhanuddin	7	7	-	7	-	7	-	7	-
	BHOLA	19	19	0	19	0	19	0	18	1
23	Mothbaria	4	4	-	4	-	4	-	1	3
24	Bhandaria	1	1	-	1	-	1	-	-	1
25	Swarupkathi	6	6	-	1	5	1	5	6	-
	PEROJPUR	11	11	0	6	5	6	5	7	4
26	Laxmipur Sadar	5	-	5	-	5	-	5	-	5
27	Raipur	3	-	3	-	3	-	3	-	3
	LAXMIPUR	8	0	8	0	8	0	8	0	8
28	Akhaura	2	-	2	-	2	-	2	-	2
	B.BARIA	2	0	2	0	2	0	2	0	2
	<b>Grand total</b>	<b>148</b>	<b>136</b>	<b>12</b>	<b>120</b>	<b>28</b>	<b>127</b>	<b>21</b>	<b>65</b>	<b>83</b>
	Percentage		91.89	8.11	81.08	18.92	85.81	14.19	43.92	56.08




TABLE – 10 : USE OF SOAP/ASH AFTER DEFECAATION

Sl #	Name of the Thana	Total no. Schools surveyed	Total no. of latrines in use	Soap/Ash kept for handwashing		Students use soap/ash after defecation	
				Yes	No	Yes	No
1	Dewanganj	6	6		6		6
2	Melandha	5	5	2	3	2	3
3	Sharishabari	5	5	–	5	–	5
	JAMALPUR	16	16	2	14	2	14
4	Palash	2	2	1	1	1	1
5	Shibpur	6	6	2	4	2	4
6	Raipura	10	10	3	7	3	7
	NARSINGDI	18	18	6	12	6	12
7	Sadullapur	6	6	–	6	–	6
8	Fulchari	7	3	–	3	–	3
9	Sundarganj	6	6	–	6	–	6
	GAIBANDHA	19	15	0	15	0	15
10	Bera	5	5	2	3	2	3
11	Sujanagar	5	5	2	3	2	3
12	Santhia	5	5	–	5	–	5
	PABNA	15	15	4	11	4	11
13	Koyra	6	6	6	–	6	–
14	Batiaghata	5	5	5	–	5	–
15	Dacope	5	5	5	–	5	–
	KHULNA	16	16	16	0	16	0
16	Sarankhola	5	5	5	–	5	–
17	Morrelganj	6	6	–	6	–	6
18	Rampal	7	7	6	1	6	1
	BAGERHAT	18	18	11	7	11	7
19	Jibannagar	6	6	6	–	6	–
	CHUADANGA	6	6	6	0	6	0
20	Charfassion	7	7	7	–	7	–
21	Daulatkhan	5	4	2	2	2	2
22	Burhanuddin	7	5	4	1	4	1
	BHOLA	19	16	13	3	13	3
23	Mothbaria	4	2	1	1	1	1
24	Bhandaria	1	1	–	1	–	1
25	Swarupkathi	6	6	6	–	6	–
	PEROJPUR	11	9	7	2	7	2
26	Laxmipur Sadar	5	4	–	4	–	4
27	Raipur	3	3	–	3	–	3
	LAXMIPUR	8	7	0	7	0	7
28	Akhaura	2	1	–	1	–	1
	B.BARIA	2	1	0	1	0	1
	<b>Grand total</b>	<b>148</b>	<b>137</b>	<b>71</b>	<b>66</b>	<b>71</b>	<b>66</b>
	<b>Percentage</b>			<b>51.82</b>	<b>48.18</b>	<b>51.82</b>	<b>48.18</b>



**UNITED NATIONS CHILDREN'S FUND (UNICEF)  
INTEROFFICE MEMORANDUM**

TO : Chief, UNICEF Divisional Office Dhaka/Rajshahi/Khulna 30 October 1994  
RWS/210/1419

FROM : P. Wan   
Chief, WES Section

SUBJECT : Evaluation of quality of construction of latrines under sanitation programme Phase-II in Primary School

We are enclosing a copy of Questionnaire designed for the evaluation of the above. It has been decided that atleast 40% of total latrines constructed in each thana should be surveyed. May I request you to please engage your field officers for School Sanitation to survey latrines constructed under Phase II and send back duly filled in questionnaire to our office by 20 November. It is anticipated that in the mean time, construction work of Primary Schools under phase III will be started and then they can engage themselves in full time in monitoring construction work of schools latrines.

Thanking you.

cc: Deputy Chief, UNICEF Divisional Office Dhaka/Rajshahi/Khulna  
cc: Ms. T V Luong, Sanitation Coordinator, WES Section  
cc: Ms. Ayesha Hossain, Project Officer

doc: pschool/lb1  
MJK/lb



Questionnaire for the evaluating of present status of  
latrine and water supply system constructed for phase II  
under Sanitation in Primary School Programme

1. Identification of School

i. Name of the School \_\_\_\_\_

Village \_\_\_\_\_ Union \_\_\_\_\_

Thana \_\_\_\_\_ District \_\_\_\_\_

ii. No. of Students & Teachers

No of shift:

No of student : Female [ ] Male [ ]

No of Teachers: Female [ ] Male [ ]

2. Present status of different component of Water Tank

i. Is the water tank leaking? Yes [ ] No [ ]

ii Present condition of plastering:

a) Outer surface of water tank: Good [ ] Damaged [ ]

b) Inner surface of Water tank: Good [ ] Damaged [ ]

iii Present condition of Water Tank:

Tank Cover : Good & painted [ ] Good & not painted [ ]

Rusted [ ] Rusted & deshaped [ ] Improper shape [ ]

Fixing & Locking System of cover: Good \_\_\_\_\_ Bad \_\_\_\_\_ if bad, why?  
\_\_\_\_\_

iv Is there any crack in Water Tank? Yes [ ] No [ ]

v. Is the out side tap workable: Yes [ ] No [ ] If 'No' wny? \_\_\_\_\_





3

Present status of different component of Latrine Unit

i. Latrine floor: Good \_\_\_\_\_ Bad \_\_\_\_\_ if bad why? \_\_\_\_\_

ii. Pan Good \_\_\_\_\_ Bad \_\_\_\_\_ if bad why? \_\_\_\_\_

iii. Plastering : Good \_\_\_\_\_ Bad \_\_\_\_\_ if bad why? \_\_\_\_\_

iv. Soak pit : Good \_\_\_\_\_ Bad \_\_\_\_\_ if bad why? \_\_\_\_\_

v. Inspection Chamber Good \_\_\_\_\_ Bad \_\_\_\_\_ if bad why? \_\_\_\_\_

Are both the pits being used simultaneously? Yes [ ] No [ ] if 'yes' why \_\_\_\_\_

vi. Does the Gate Valve exist in the Inspection Chamber? Yes [ ] No [ ]

If 'No' Why? \_\_\_\_\_

vii. Plastering of outside wall: Good \_\_\_\_\_ Bad \_\_\_\_\_ if bad, why? \_\_\_\_\_

viii. Fixing system of latrine door: Good \_\_\_\_\_ Bad \_\_\_\_\_ if bad, why? \_\_\_\_\_

ix. Is the locking system of the door working?

a) From outside. Good \_\_\_\_\_ Bad \_\_\_\_\_ if bad, why? \_\_\_\_\_

b) From inside : Good \_\_\_\_\_ Bad \_\_\_\_\_ if bad, why? \_\_\_\_\_

4

Present status of tubewell

i. Type of tubewell: Shallow [ ] Tara [ ] Deep [ ] VSST [ ] SST [ ] PSF [ ]

Is the WSS Running? Yes [ ] No [ ]

If 'No' reason \_\_\_\_\_

ii. Easy to operate: Yes [ ] No [ ]

If 'no' specify the reason \_\_\_\_\_

iii. Discharge of water: Satisfactory [ ] Not satisfactory [ ]

If 'no' reason \_\_\_\_\_

iv. Condition of platform: Acceptable [ ] Not Acceptable [ ]

If 'Not acceptable' specify reason \_\_\_\_\_



5. Maintenance

- i. Condition of water tank : Clean [ ] Not Clean [ ]
- ii. Water Tank Cleaning done: Weekly [ ] Fortnightly [ ] Monthly [ ]  
Occasionally [ ] Never [ ]  
When Water Tank was cleaned last time \_\_\_\_\_
- iii. Do the students drink water of Tank? Yes [ ] No [ ]  
If 'No' why \_\_\_\_\_
- v. Who fill water in the tank? Student [ ] Teacher [ ] Other (specify) \_\_\_\_\_
- vi. Is the water tank kept under lock? Yes [ ] No [ ]
- vii. Who clean the latrines Student [ ] Teacher [ ] Other (specify) \_\_\_\_\_ none [ ]
- viii. How often it is cleaned? Weekly [ ] Fortnightly [ ] Monthly [ ] Occasionally [ ] Never [ ]
- ix. Was the pan of latrine found flushed? Yes [ ] No [ ]
- x. Is the latrine kept under lock?  
(a) during school hour : Yes [ ] No [ ] if 'yes' why? \_\_\_\_\_  
(b) After school hour : Yes [ ] No [ ] if 'No' why? \_\_\_\_\_  
If 'Yes' who keeps the key usually? \_\_\_\_\_
- xi. Is the tubewell used by the neighbour families? Yes [ ] No [ ]
- xii. Is the latrine used by neighbour families/others: Yes [ ] No [ ]  
If 'yes' why? \_\_\_\_\_

11

12

6. Availability of fund for maintenance

i Does the school authority has any fund for maintenance of:

(a) Latrine: Yes [ ] No [ ] if 'No' how the maintenance cost is met \_\_\_\_\_

(b) Water Supply System: Yes [ ] No [ ] if 'No' how the maintenance cost is met \_\_\_\_\_

7. Use of Soap or Ash

i. Is soap or ash is kept for hand washing? Yes [ ] No [ ]

If 'yes' do the students use after defecation Yes [ ] No [ ]

8. Sanitation Manual

i Did the teachers get training on sanitation?

Yes [ ] No [ ]

ii Did the teachers get Sanitation Manual?

Yes [ ] No [ ]

iii Do the teachers teach the students on topics that contained in the Sanitation Manual? Yes [ ] No [ ]

If 'No' why \_\_\_\_\_

Name of the Surveyor \_\_\_\_\_ Date of Survey \_\_\_\_\_

