

# Annual Report 2020

(Including 2016-2020)



**Civil society organisations play a pivotal role in achieving SDG 6 by holding governments to account.**

### **Strengthening the capacity of civil society**

“Watershed empowering citizens” is a strategic partnership of the Dutch Ministry of Foreign Affairs, IRC, Simavi, Wetlands International and Akvo. The programme aims to strengthen the capacity of civil society organisations to influence policy and achieve Sustainable Development Goal 6 in Bangladesh, Ghana, India, Kenya, Mali, Uganda, International and The Netherlands.

### **Reaching the most marginalised**

The long-term objective of Watershed is improved governance for water, sanitation and hygiene (WASH) and integrated water resource management (IWRM) so that all citizens can benefit from sustainable services.

### **© 2021**

The Watershed Annual Report 2020 is a public document that is made available for information, transparency and accountability reasons. It was prepared by IRC, Akvo, Wetlands International and Simavi on request of the Directorate-General for International Cooperation (DGIS) of The Netherlands Ministry of Foreign Affairs.

Content is based on the annual reports submitted by all work packages from Kenya, Uganda, Ghana, Mali, Bangladesh, India, International and The Netherlands.

For questions or clarifications, contact IRC: [info@ircwash.org](mailto:info@ircwash.org)

Cover picture: Women during an inclusive planning process in Bangladesh by Sander de Nooij, EyeOpenerWorks©.

# Watershed Annual Report 2020

(Including 2016-2020)



# Table of contents

<b>Abbreviations</b>	<b>6</b>
<b>Executive Summary</b>	<b>7</b>
<b>1. Watershed highlights 2019-2020</b>	<b>12</b>
<b>2. Reflections on the Watershed Theory of Change</b>	<b>20</b>
<b>3. Progress with capacity building of CSOs</b>	<b>24</b>
<b>4. Reflections on dialogues with government partners and space for CSO engagement</b>	<b>28</b>
<b>5. Policy influencing and advocacy initiatives</b>	<b>29</b>
<b>6. Specific attention to social inclusion: gender and marginalised groups</b>	<b>31</b>
<b>7. Watershed outputs</b>	<b>33</b>
<b>8. Reflection on the countries' context</b>	<b>36</b>
<b>9. Reflections on Watershed partnerships</b>	<b>38</b>
<b>10. The Watershed legacy: Lessons learned and best practices</b>	<b>40</b>
<b>Annex 1: Learning trajectories</b>	<b>43</b>
<b>Annex 2: MFA Dialogue &amp; Dissent quantitative outcome indicators</b>	<b>48</b>
<b>Annex 3: 2020 highlights of harvested outcomes</b>	<b>52</b>
<b>Annex 4: Work Package narrative reports 2020</b>	<b>56</b>

# Abbreviations

<b>AABCG</b>	African Biodiversity Collaborative Group
<b>ANEW</b>	African Civil Society Network on Water and Sanitation
<b>CAEB</b>	Conseils et Appui pour l'Éducation à la Base
<b>CAPs</b>	Capacity Action Plans
<b>CESPAD</b>	Centre for Social Planning and Administrative Development
<b>CN-CIEPA</b>	The Network of Journalists for Drinking Water and Sanitation
<b>CONIWAS</b>	Coalition of NGOs in Water and Sanitation
<b>CSAs</b>	Capacity Self Assessments
<b>CSO</b>	Civil Society Organisation
<b>DGIS</b>	Netherlands Directorate-General for International Cooperation
<b>DORP</b>	Development Organisation for Rural Poor
<b>FANSA</b>	Freshwater Action Network South Asia
<b>FY</b>	Financial year
<b>D&amp;D</b>	Dialogue and Dissent indicator
<b>IGG</b>	Inclusive Green Growth
<b>IWRM</b>	Integrated Water Resources Management
<b>KEWASNET</b>	Kenya Water and Sanitation Civil Societies Network
<b>KWAHO</b>	Kenya water for health organization
<b>L&amp;A</b>	Lobby and Advocacy
<b>LGD</b>	Local Government Division
<b>LT</b>	Learning trajectory
<b>MFA</b>	Ministry of Foreign Affairs of the Netherlands
<b>NFWSS</b>	National Forum for Water Supply and Sanitation
<b>NGO</b>	Non-governmental organisation
<b>NWP</b>	Netherlands Water Partnership
<b>PMEL</b>	Planning, monitoring, evaluation and learning
<b>QIS</b>	Quantitative Impact Study
<b>SDG</b>	Sustainable Development Goal
<b>SWA</b>	Sanitation and Water for All
<b>ToC</b>	Theory of Change
<b>WASH</b>	Water, sanitation and hygiene
<b>WISA</b>	Wetlands International South Asia
<b>WMCC</b>	Water Management Citizen Committee
<b>WP</b>	Work Package
<b>WRM</b>	Water Resources Management
<b>WSP</b>	Water Security Plan

# Executive Summary

## Watershed's rationale

Clean water and sanitation are powerful **drivers of human development**. They extend opportunity, enhance dignity and contribute to health and economic improvement for all, particularly for women and girls. Yet, progress towards SDG 6 is too slow and billions of people are being left behind. If we continue with business as usual, we will fail to reach our goal of making clean water and sanitation available for all by 2030. Not only are countries off track, but governments are largely unaccountable to their citizens for progress made.

One way to make governments more accountable is through an active, empowered and vocal civil society. Yet **civic space is shrinking** worldwide and needs protecting and expanding, whilst civil society organisation (CSOs) need core capacities to influence effectively. They need to be able to produce robust evidence, tailor messages, and build rapport with power holders.

**Watershed was unique in the world** as the largest programme to date to consistently support civil society

organisations to use advocacy-based approaches to deliver changes in policy and practice in water, sanitation and hygiene (WASH) and water resource management (WRM). In just five years it has achieved an impressive set of real and measurable achievements across seven countries (Kenya, Uganda, Ghana, Mali, Bangladesh, India, The Netherlands) and globally.

This innovative programme enabled, empowered and built the capacity of governments and civil society to **consistently advocate for the human rights to water and sanitation using evidence-based lobby and advocacy strategies** (Figure 1). Capacity strengthening of CSOs and governments took place in the following areas: planning and execution of advocacy strategies; budget tracking and influencing local budget processes; empowering citizens to use their voice and engage directly with local government officials and decision makers; translating data and evidence into advocacy messages and materials to improve WRM and inclusive access to WASH services.

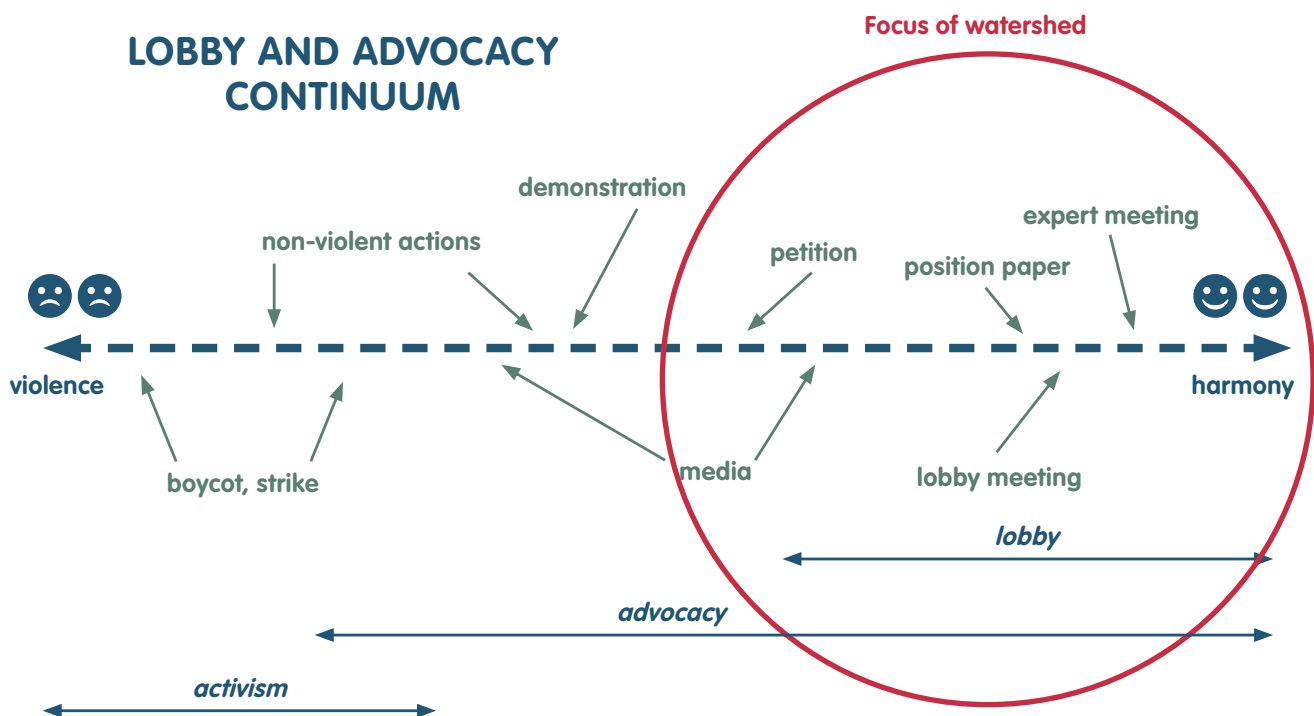


Figure 1: Activism, advocacy and lobby continuum

## Watershed's key achievements

Watershed's rigorous monitoring of its outcomes and achievements captured the following:

- 552 individual harvested outcomes including:
  - Increased budgets for water and sanitation
  - Increased social inclusion in access to services
  - Improved monitoring and quality of water resources
- 90 laws, policies and norms, adopted / implemented for sustainable and inclusive development
- 654 times that CSOs succeeded in creating space for their demands and positions through agenda setting, influencing the debate or creating space to engage.
- 337 advocacy initiatives carried out by CSOs, for, by or with their membership/constituency
- Knowledge products and training for ongoing support to CSOs

The skills developed through watershed were also catalysed change in other sectors where civil society partners engaged, for instance reproductive and health rights and environmental protection.

### Ministry of Foreign Affairs dialogue and dissent indicators per country

In addition to Watershed's own monitoring against its theory of change, its impressive results can also be seen through the indicators identified by the MFA for the dialogue and dissent programme (Table 1). The Uganda and Kenya teams' greater share of outcomes reflects the larger budget allocation and greater number of organisations involved.

Table 1 Watershed dialogue and dissent indicators 2017-2020

MFA Dialogue and Dissent indicator		Total	Uganda	Kenya	Bangladesh	Ghana	Mali	India	International	NL
DD1	# of laws, policies and norms, implemented for sustainable and inclusive development	70	29	10	9	9	3	7	2	1
DD2	# of laws, policies and norms/ attitudes, blocked, adopted, improved for sustainable and inclusive development	66	10	19	13	3	4	8	3	6
DD3	# of times that CSOs succeeded in creating space for their demands and positions through agenda setting, influencing the debate and/or creating space to engage.	654	283	54	157	76	26	34	10	14
DD4	# of advocacy initiatives carried out by CSOs, for, by or with their membership/ constituency	337	98	24	63	90	18	16	19	9
DD5	# of CSOs with increased L&A capacities (beyond the Watershed partners)	57	8	17	4	14	9	4	1	0
DD6	# of CSOs included in strategic partnership programmes (2020)	21 implementing partners 111 other CSO/CBO (networks)	Impl: 3 others: 11	Impl: 5 others: 40	Impl: 3 others: 8	Impl: 5 others: 20	Impl: 3 others: 17	Impl: 2 others: 12	Partner CSO networks: 4	Partner CSO networks: 1



## Watershed's legacy

*"Our fight is not yet over. Our fight has only just begun and we have but 9 years left to achieve fundamental human rights. So there is still time to raise our #VoicesforWater and continue the battle", Kitty van der Heijden, Director-General for International Cooperation, The Netherlands*

Watershed's primary legacy is the skills of the people working for the many governments and CSOs who took part in it and their enhanced ability to drive change in WASH and WRM and to undertake effective evidence-based lobby and advocacy work.

All the processes for evidence-based advocacy that were developed and trialled by Watershed have been systematically documented, creating valuable knowledge base for other CSOs and organisations engaged within the civic space. In 2020 alone, Watershed published 85 resources for very different audiences. The Watershed website has a library of all these resources, including primary and secondary data used for evidence-based advocacy. The dedicated website and all resources will remain online for at least the coming two years.

In early February 2021 Watershed launched the "Voices for Water" campaign to reach other CSOs and actors that were not part of the programme and to publicise the partnership's achievements. The global campaign was a call to NGOs, governments, and funders to prioritise resources to support CSOs as drivers of change. The campaign reached nearly two million people through social media and was commended by leading organisations including Sanitation and Water for All (SWA), the World Bank, UN-Water, African Civil Society Network on Water and Sanitation, Netherlands Water Partnership, Partos and more.

All the Watershed partners, those in the countries where Watershed worked as well as in the Netherlands and globally have developed and grown through the programme becoming more skilled and strategic about lobby and advocacy for the human right to water and sanitation. For the Dutch consortium partners: Civic space now features prominently in IRC's strategy for 2021 and beyond; Akvo has linked their data collection and evidence efforts closely with advocacy strategies; Simavi already worked in many of the areas of Watershed but capacity strengthening for lobby and advocacy is now being done systematically in other programmes too. Wetlands International has started working more closely with the drinking water and sanitation sectors.

## Reflections on Watershed

### What worked well?

For five years (2016-2020) Watershed partners in seven countries and globally increased the civic space and amplified the voices of the marginalised, leading to improved government policies, strategies, planning and budgeting processes for the sector. All of this contributed to real and visible improvement in WASH service delivery and Water Resource Management.

This was been achieved primarily through a lobby and advocacy approach that focussed on dialogue between duty bearers (government) and rights holders (civil society) and that was based on the systematic use of focused and evidence-based advocacy strategies. The heart of the approach lay in strengthening the capacities of CSOs and government supported by a flexible approach to the management of the programme and consistent tracking and learning from outcomes and achievements.

### ✓ A dialogue based approach works to improve water and sanitation services and WRM

Watershed activities focused on strengthening the skills of CSOs and governments to work with each other: setting up formal accountability mechanisms and strengthening the skills of CSOs to have an effective and concerted voice.

As reported over previous years, the receptiveness and high overall level of engagement with governments demonstrates that dialogue based approaches are an effective lobby and advocacy strategy in the sector. The approach has led many CSOs and citizen groups to be invited to participate in government planning processes, perhaps because WASH and WRM are seen primarily as non-controversial 'technocratic' areas, with broad policy support: no one is against universal access to WASH. Throughout the programme CSOs and media were supported in raising their voices to question service providers on issues affecting them and their rights to water and sanitation services, issues such as water quality, tariffs and waste dumping.

### ✓ Systematic use of evidence based advocacy strategies

Evidence-based advocacy strategies were essential to drive the teams and their activities. They were critical in: creating a shared vision of what were the key issues were; which of these each country programme wanted to address; who they wanted to influence; what change they wanted to see; what strategies to try; and, finally, how

to communicate the goals of the partnership to others. They were revised on a yearly basis providing space for consistent review and adaptation to adjust to political changes in each country.

#### ✓ **Theory of Change as a powerful and flexible tool to adapt the programme to the country level context**

Having country level Theories of Change (ToC) was very effective, ensuring a context specific, flexible and adaptive programme. The ToCs that each team developed were reviewed yearly and influenced the annual planning processes. Each team generated relevant monitoring data and, most importantly, the time and resources needed for analysis and interpretation were considerable. The process enabled each team to use their own monitoring data for learning, and to decide on their own direction and priorities.

#### ✓ **Consistent harvesting and learning from outcomes and achievements**

The process of harvesting outcomes was instrumental in making visible the changes taking place as well as in allowing timely and rapid adaptations in the programme. The number and quality of outcomes achieved throughout the five years of the programme are clear indicators of how the partners across all teams were able to use credible evidence to influence policies and practice and how the dialogue approach worked in practice.

The yearly team meetings, cross-learning strategies and dialogues between country teams were all valuable. They led to replication of success stories from one country to another and brought country experiences to regional and international platforms. The annual joint mapping of what did, and did not, work at the annual partner meeting, the reflections and discussions that followed leading to a change of strategies was valuable, inspiring and an eye-opener for many.

#### **What did not work as well**

#### **x Fragile balance between prescriptive programmatic tools, bottom-up choices and expectations from the Ministry of Foreign Affairs**

Throughout the programme partners strove to achieve a balance between ensuring 'top-down' consistency of approaches across countries and 'bottom-up' programming relevant to local contexts.

Key prescriptive tools used across Watershed were: the guidelines for the context analysis; the methodology to

arrive at a ToC; the reporting system (as per contractual agreement with DGIS); the capacity self-assessment methodology; the outcome harvesting methodology; and, the process to arrive at advocacy strategies.

The non-prescriptive aspects, which were left to the country teams included: the development of their own ToC based on the identified problems in their context; the description of desired outcomes (the change they wished to see); the priority actions - what needed to be done; the outputs they wanted to see; the decisions on annual changes to ToC and targets; the choice of local partners; what capacity strengthening areas to pursue; which evidence to generate; what advocacy strategies to develop; and, what learning trajectories to engage with.

Within the consortium, partners felt that they managed a fine balance between both top-down prescriptive and bottom-up flexible aspects. However, during the programme, some choices were made that were not appreciated by the Ministry of Foreign Affairs of the Netherlands (MFA). For instance, when the country teams made decisions on working with the private sector, not working with activist organisations, or not discussing corruption head on, their decisions were accepted by the consortium but not by MFA (as acknowledged in the final evaluation report).

#### **x Relationship with the Ministry of Foreign Affairs of the Netherlands**

The 'Dialogue and Dissent' programme was billed as a 'Strategic Partnership' between the Ministry and consortium partners. In the first two years there were regular (twice yearly) and interesting reflection meetings with representatives of the MFA. However, constant staff changes at both IGG and DSO meant that there was no continuity in the strategic vision of the programme from the MFA side. In the final two years of the programme, there were no formal meetings between MFA and the consortium partners. Given differences of opinion between the Ministry and the country partners of Watershed about (for example advocacy approaches), the absence of regular discussions was a serious missed opportunity for shaping of a common Watershed's mission among all partners.

At country level, while some countries had successful contact with the embassies, discussions were typically short and informative, rather than strategic. In countries like India and Uganda, where water is not a priority area there has not been any relevant engagement. In Ghana, towards the end of Watershed, the Dutch Ambassador explicitly praised Watershed for its professionalism, energy and results.

## What are the plans for Watershed going forward?

A remarkable network of international and local CSOs have benefited from this innovative five-year programme. They, we, are eager to continue to advance the achievements so far and continue bringing positive and transformational change to their communities.

We have programmes ready to implement, and partners ready to work with us, not only in the six countries we are already working in, but also in other countries where there is urgent need – Burkina Faso, Ethiopia, Niger, South Sudan and Indonesia. These countries, amongst many others, are not only working with the challenge of shrinking civic space, but also with the fact that the most basic human rights of their citizens are not being met by those responsible. In 2020 this became even more pertinent, where every inability to practise safe hygiene posed a risk for COVID-19.

Current Watershed programme funding has ended, but neither our work nor our ambition has. We have bold plans for each country we have worked in, and exciting strategies for expansion. We look to build on our current ToC and take the approach to more districts, reach more people and create more change. Ultimately this will contribute towards reaching SDG 6 which goes beyond WASH and addresses water resources, wastewater and climate change adaptation.

### Accountability

- A review of accountability in 25 countries: [Global review of national accountability mechanisms for SDG6](#)
- A video on [the Watershed approach](#)

## Watershed's flagship knowledge products

### Evidence-based advocacy

- An [online training course](#) on how to develop and implement lobby and advocacy strategies was launched in September 2020
- An overview paper on [Evidence-based advocacy: How civil society generates and uses evidence for influencing policy](#)

### Financing for WASH and IWRM

- A training manual about [Civil society's role in public budgeting](#)
- A briefing note about [Civil society influence in drinking water, sanitation, and water resources budget: Four pathways for change](#)
- A policy brief for national level influencing: [Post-Budget Policy Brief National WASH Budget 2020-21 Bangladesh](#)

### IWRM and water security

- A video on [Rehabilitating River Mpanga, Uganda](#)
- An article about [Changing the flow together, India](#)
- An overview paper about [WASH and IWRM: A booklet for Bangladesh](#)

### Social inclusion

- A training manual about [Leave No One Behind Training Workshop: Facilitation Manual](#)
- A briefing note on [Facilitating inclusive multi-stakeholder WRM & WASH forums for improved water and sanitation services](#)
- A briefing note on [Identifying barriers to inclusion in WASH services in Tarkwa Nsuaem Municipal Assembly, Ghana](#)



# 1. Watershed highlights 2019-2020

## Uganda: Higher priority for WASH at national level and waste water management

### Kabarole district

The Fort Portal city waste management strategy was adopted in February 2020 by the Municipal Council to implement co-composting as the best method of managing municipal waste – both solid waste and faecal sludge for preventing pollution of the river Mpanga.

The implementation of bylaws and ordinances is bearing fruits in both Kabarole, with the ending of stone quarrying and sand mining on Mpanga riverbanks, and with household sanitation improvements and charcoal burning ending in Bweramule Subcounty.

The management of the River Mpanga and River Semuliki water resources has greatly improved with active, knowledgeable and committed Catchment Management Committees in place. The conservation of the riverbanks continues to improve following the restoration process and implementation of the bylaws. More importantly IWRM and WASH have been prioritised in the programming of many local CSOs and local governments.

Watershed consortium partners and the Ministry of Water and Environment successfully engaged the city council on the pollution issue and raised the awareness of council members.

### National level

At national level, the prioritisation of WASH, during 2020, in the 3rd National Development Plan was a result of a joint effort by CSOs, the Ministry of Water and Environment and development partners to effectively address Covid-19 and WASH related diseases.

This improved collaboration led to WASH gaining more visibility at the highest level of the legislative assembly. The Parliamentary Committee for Natural Resources committed to promote WRM across their activities.

These examples show how Ugandan CSOs have learned to use evidence for their advocacy activities effectively over recent years. The practice of collecting, processing and using information to communicate convincing messages to duty bearers has been embraced. In addition, many local CSOs and community groups are more able to hold district local authorities to account.

Many challenges still exist. Many local legal instruments are still in draft form and run the risk of not being implemented. To become more effective and representative, CSO networks need to extend beyond the WASH sector, and include traditional and religious leaders.







## Kenya: Inclusive policy influencing agenda at national level, Kajiado and Laikipia counties

One of the key achievements of the Kenya team was the finalisation of the amended Environmental (Conservation and Management of Wetlands) Regulations, 2018 by the National Environment Management Authority (NEMA). This included collecting comments from the public to input to the process. Before the regulation was introduced there were various conflicting laws and regulations in the water sector, especially in terms of access and use of water from rivers, in agriculture, lands, wetlands and water supply. Watershed partners lobbied along with other stakeholders for the regulations review to follow a participatory process and multi-stakeholder engagement, so that different perspectives, including the voices of citizens, would be taken into account. As a result, the Ministry of Environment and Forestry facilitated a review of all the existing regulations and consulted all stakeholders involved. The process fed into a guiding document which provided clear measures and regulations on the management of water resources and governance within the water sector. This included emerging issues such as environment pollution, penalties, riparian land issues.

Thanks to the capacity strengthening of the programme, Water Resource Users Associations (WRUAs) have been able to secure more resources from duty bearers using L&A techniques, which contributed towards strengthening WRM functions at local levels.

In 2019, citizens in Kajiado County in Kenya participated in the government's annual planning and budget making processes in their administrative civic wards – twice as many citizens participated compared with 2017. The process enhances accountability and transparency in decision making processes, with the potential to reduce corruption.

Laikipia County Executive Committee Member (CECM) for Water, Environment and Natural Resources committed to having WASH and WRM live updates of ongoing county initiatives on the county website. This demonstrates the county government's wish for increased transparency by duty bearers.

In 2018, a woman living with a disability was appointed to the Budget Committee in Laikipia County for the first time, an example of inclusion in county planning processes.

## Ghana: Join hands, gather evidence, make noise, engage with policy makers and realise change

### Tarkwa municipality

In January 2020, The Tarkwa Nsuaem Municipal Assembly in Ghana, responded to the communities' demands, completing the construction of a new mechanised borehole and drinking water treatment plant for over 900 people in Adieyie Mile 10.5. The Watershed Ghana partnership played a key role in this result by mobilising public opinion on the problem of water pollution caused by illegal mining activities.

Already in 2018, a local radio station reported on the story using evidence produced by Watershed partners. In 2019, three national media (Daily Guide, Ghanaian Times and Radio 360) expressed interest in the [article published](#) and asked for further information on the water quality within the Ankobra Basin in Western Ghana, which also got the attention of the Minister of Water and Sanitation.

### National level

The national budget allocation to the Ministry of Water Sanitation and Water Resources progressively increased between 2018 and 2020 (by 25% between 2018 and 2019; by 31% between 2019 and 2020) to support WASH

interventions. Prior to this, budget allocations had been inconsistent - sometimes high one year and low the next. With Watershed's support, CONIWAS - Ghana's WASH NGO network - tracked budgets and expenditures to the sector. In 2019, CONIWAS was invited by the parliamentary select committee on WASH to provide this budgetary information. It was presented during the Mole 2019 conference, a national annual WASH conference led by NGOs, informing the 2020 budget debate, and even contributing to the increase of this budget.

The Watershed programme partners learned an important lesson from these two examples: by communities and CSOs working together, gathering evidence, engaging with local authorities, and making noise through the media, they could grab the attention of the authorities. The Dutch Ambassador to Ghana, Ron Strikker, was impressed by the commitment shown by the government and CSOs in improving water and sanitation conditions in the country over the five years. During Watershed's closing event, he said that the commitment, professionalism and level of energy injected into activities had yielded great results.





## Bangladesh: Empowered CSOs amplify the voices of most marginalised

### Bhola and Ramgati Upazilas

In East Ilsha, Bhola district, local CSO, Water Management Citizen Committee (WMCC) called for the Department of Public Health Engineering (DPHE) to excavate their local drinking water resource and set up a pond sand filter. Holding the government to account, they explained that this is part of the Water Security Plan (WSP) to which the local authorities have committed. More than 100 households depend on this resource for their (drinking) water. In 2019, the DPHE completed the re-excavation of the pond.

Towards the end of 2019, the Watershed programme had expanded its intervention area to Ramgati Upazila<sup>1</sup> to scale up its results. Using the tools, approaches and learnings from Bhola, partners were able to formalise the establishment and mobilisation of local CSOs and provide them with initial trainings before the COVID-19 crisis hit. The support continued after restrictive pandemic measures were put in place and the local CSOs were able to continue operating.

During 2020, the government and development sector actors shifted their focus towards responding to the pandemic, resulting in reduced priority going towards WASH interventions. In response, the Watershed team adapted their approaches. CSOs, WASH networks and stakeholders at both national and local level increased the use of text messages, loudspeakers and radio programmes to continue communicating public messages about WASH.

In April 2020, WMCC in Bhola responded to the pandemic by lobbying their local government, the Union Parishad, to raise awareness on COVID-19 prevention and provided a list of marginalised communities who needed support. The authorities took appropriate action by raising awareness on COVID-19 prevention, and provided relief to the marginalised communities from their own budget.

Local level CSOs mobilised the local duty bearers in Bhola and Ramgati Upazila to focus on public sanitation and handwashing. Their efforts led to the construction of several water tanks for hand washing and repairing a public toilet. Since COVID-19 threatened the health of the community and made marginalised groups more vulnerable, their efforts went beyond L&A for WASH and IWRM. The CSOs have also supported local governments to distribute food to those in real need.

When the coastal belt of Bangladesh was hit by a cyclone in May, adding to the existing crisis, local CSOs coordinated and responded quickly to support the local government to save lives and livelihoods, while adhering to COVID-19 restrictions.

The Water Security Plan (WSP) was scaled up to all 13 Unions of Bhola Sadar Upazila. Development Organisation for the Rural Poor (DORP) also replicated best practices from their other programmes, namely establishment of WASH desks by local government bodies and direct links with the DPHE engineers. These led to people getting services sooner and better information on their rights to WASH services.

### National level

In June 2020, the Ministry of Local Government approved the revised Pro-Poor Strategy for Water Supply and Sanitation Sector in Bangladesh and uploaded it on their website. The strategy now aligns with the pledge to 'leave no one behind' as stated in the SDGs, and gives the poorest and most marginalised people a 100% subsidy to WASH services.

Continuous L&A by the in-country partners contributed to this achievement. Watershed partners also contributed to the revision of the National Strategy for Water Supply and Sanitation.



A courtyard meeting at Char Badam Union of Ramgati Upazila organised by Union IWRM committee. They discussed gender roles and disability issues in relation to WASH and WRM services. WMCC and DORP facilitated the meeting of 15 people including 7 women. Photo credit: Abdul Mannan/DORP

<sup>1</sup> Sub-district

## India: The wonders of empowering CSOs: when government and communities take ownership and become advocates for WASH and water governance issues

### Bihar and Odisha States

Watershed India generated evidence and used it to strengthen governance and management of water resources including wetlands and WASH related services, and to respond to community needs. The programme also applied integrated WASH-IWRM approaches in planning and better use of public investments through convergence for water security actions, which was one of the key goals of the ToC achieved.

Local governments at village and block level endorsed all 10 village WSPs - five each in Tampara wetland basin and in Debkhal Chaur wetland basin. They also incorporated suggested interventions in the Gram Panchayat Development Plans of 2019-2020 and 2020-21. The fact that the local government is taking action to secure water resources, and improve WASH services illustrates the programme's success.

In November 2019, the Panchayat head of Barbatta Panchayat, Samastipur district, Bihar, advised the Ward Implementation and Management Committee to test the piped water supply schemes every six months. Capacity strengthening of PRIs and ward members has led to a demand for good quality water.

In September 2019, the ward chairperson and Ward Implementation and Management Committee (WIMC) members of Ward 11 of Raipur Gram Panchayat, Samastipur district, Bihar, accompanied by 50 women of the ward submitted a written request to the Block Development Officer to address the delay in starting the household piped water scheme in their ward. The outcome was significant from a social inclusion perspective. The majority population in the ward is a marginalised community (Scheduled

Caste - Mushar community). The piped water scheme entailed laying of pipes through land belonging to upper caste people who were opposed to it, hence delaying implementation of the process. The ward chair, WIMC members and 50 women made this request directly to the relevant departments. As a result, action was taken by these departments and officials, who visited the ward and convinced the private land owners to allow the pipes through their land. Finally at the end of January 2019 the piped drinking water supply started.

In February 2020 renovation began of the pond on the request of the village council chief. Pond renovation is an important part of water security and WRM and through the Watershed programme knowledge of CSOs, including the local government representatives.

Budget tracking in Bihar successfully raised awareness among local villagers of the need to take financial responsibility for operations and management of their piped water supply scheme. They agreed to raise tariffs and started to collect water fees. In Odisha the participatory analysis of expenditures for drinking water services, led the municipalities to transfer monies for operations and management, and new infrastructure to the higher-level Block and/or line department. This showed a coordinated response by the authorities for ensuring the sustainability of services.

### National level

The programme made important strategy and policy changes. Based on programme policy learnings from the field, IRC with Centre for Budget and Governance Accountability provided input to guidelines. A policy brief was prepared, capturing the challenges, bottlenecks and recommendations for WASH budgetary flows for sanitation and water supply to the local government. This was shared with the 15th Finance Commission. There is also increased awareness on budgets with greater emphasis on life cycle cost approaches, increased accountability and transparency of line departments and local governments have become more active and responsive to WASH and IWRM issues.

The Government of India's commitment to water and sanitation goals is evident in the 15th Finance Commission report which recommends 50% of local government funds to be used on water and sanitation. This has increased available funds that officials can now use to respond to demands raised by communities and local groups.



Mukhiya, the Village PRI heads with the respective Village Water Security Plans, Debkhal Chaur wetland, Samastipur, September 2020: Photo credit: Nidan.





## Mali: Water quality monitoring used to improve services and support sustainable water resources management

### Segou, Mopti and Bamako

Monitoring water quality is still a challenge in Mali. Watershed facilitated the creation of a pressure group called Citizen Alliance for Water and Sanitation, ACEA-Mali, to promote the monitoring of water quality, safe waste water management and the right to access water and sanitation. A framework for collaboration was created between citizen committees and officials of the Office du Niger with the aim of monitoring water quality in Markala, Niono and Macina.

Citizen committees were put in place in Segou, Mopti and Bamako which are now monitoring the implementation of the ministerial decree on banning dredging along the Niger River.

Water quality monitoring was a focus among actors in the water and sanitation sectors of Mali's Watershed programme. Several trainings were organised and key advocacy actions based on evidence and studies were carried out. Through L&A actions by the Watershed consortium, past and current data on water quality was been made publicly available. This supported the creation of an online portal called Q-Eau-Mali which is maintained by the Niger River Basin Agency-ABFN.

The capacity of the Citizen Alliance for Water and Sanitation, ACEA, in Segou was strengthened in relation to their roles and responsibilities in L&A on WASH and its linkages to water management in the region.

### National level

Efforts made by the programme enabled the local partners RJEPA, Conseils et Appui pour l'Education a la Base (CAEB), CN-CIEPA and Wetlands International to increase their credibility and visibility at national level. This resulted in the coalition of CN-CIEPA participating in several national committees, including the WASH sector policy and program development committee. This enabled Watershed to engage in direct dialogue with high-level politicians such as Ministers, parliamentarians, and national technical services. This resulted, for example, in highlighting to parliamentarians the problem of faecal sludge management in Bamako district, where untreated waste water was discharged in nearby wetlands and the Niger River. As a result of these Watershed-supported dialogues, two sites were identified to build treatment plants.

NIYEL and Speak Up Africa signed a joint collaboration protocol with Watershed partner CN-CIEPA in relation to faecal sludge management. This contributes to the sustainability of the results and approach of Watershed Mali because the partnership will be focused on the management of this problem in Bamako district and CN-CIEPA will be the lead organisation.

Awareness campaigns were organised around COVID-19 and WASH issues through the network of journalists for WASH, by radio broadcasting key messages and by the distribution of sanitary kits to Watershed partners, as part of Watershed's support to the government's anti-COVID-19 responses.





## International: Using advocacy strategies to elevate WASH finance as a global priority

In 2016, within the Watershed programme and jointly with Water.org, IRC identified that in most discussions around financing the SDGs there was limited knowledge (including language and concepts) on finance issues in the WASH sector. Also, most CSOs and networks in the sector had not engaged in this area.

The cost of financing the enabling environment required to attract additional finance was ignored, with discussions focused on finance for infrastructure construction. There was generally a lack of accountability for the lack of sustainability of services and the importance of public finance in reaching the poorest and most marginalised people (especially at district/municipal level). In many countries where Watershed partners and Water.org worked, even when budget lines for maintenance or monitoring are allocated they are not used. There are often late disbursements of central funds to districts, with a lack of accountability and absorption capacity given delays.

Between 2016–2020, IRC partnered with water.org at the global level to strategically address these issues. Together they developed a joint advocacy strategy, targeting

influential organisations in the sector. The strategy was revised annually. A key part of this was engagement with the World Bank and IRC's critical role in the Sanitation and Water for All (SWA) partnership. This led to the publication of an influential paper – 'Mobilizing finance for WASH: Getting the foundations right'. This inspired the SWA team to develop a handbook as a tool for Finance Ministers to develop financing solutions for their WASH challenges. Given the paramount importance of the finance theme to systems strengthening, in 2020 SWA adopted it as a third objective of the wider partnership.

At country level, IRC and Watershed partners have provided capacity strengthening to NGOs and CSOs on budget tracking and budget participation. Non-governmental organisations (NGOs) and CSOs in Bangladesh, India, Kenya, Uganda, and Mali have then used this knowledge and trained other CSOs and community-based organisations (CBOs). In Uganda, India, and Kenya NGOs and CSOs have formed partnerships with budget tracking organisations, resulting in greater transparency and accountability, and increased WASH budgets in specific areas.



## The Netherlands: Building dialogue between Dutch CSOs and the Ministry of Foreign Affairs

In 2020 the Watershed team was requested by the WASH team of Inclusive Green Growth (IGG) at the Ministry of Foreign Affairs (MFA) to expand the scope of quarterly informal meetings with them (known as Keukentafeloverleg or 'kitchen table chats') to define a new relationship with them going beyond a 'strategic partnership'. Thanks to the success of WASH Keukentafeloverleg in enhancing dialogue between Dutch CSOs and the MFA, IWRM Keukentafeloverleg was initiated in 2020, with representatives from wider WASH and WRM CSOs, along with members of the Netherlands Water Partnership (NWP), a significant step forward towards integrating WASH and IWRM. This move towards closer integration of the two

sectors is at the core of Watershed's Theory of Change.

In 2020 key Watershed publications were adopted by the ministry: "Financing the 50/30 commitment: a financial framework for the WASH strategy of the Netherlands Ministry of Foreign Affairs<sup>1</sup>" is reflected in the ministry's new WASH budget, which is aligned with the ambitions set by the ministry under the 50/30 commitment. In addition, IGG's internal document on 50/30, and its rigorous analysis is testimony to our contribution: the ministry now uses information produced by Watershed, for their own decision making.



## 2. Reflections on the Watershed Theory of Change

### Watershed’s Theory of Change approach

The Watershed ToC was finalised in the inception phase. It was largely based on the ToC submitted in the proposal document, with added content from all the ToC’s of the work packages (WPs) from country teams.

The WP ToCs were inspired by and aligned to the overall programme ToC, with the same focus on strengthening capacities of CSOs in evidence-based advocacy for sustainable and inclusive WASH and IWRM services. Where the overall ToC is, by definition, more general, the WP’s ToCs zoomed into their own context, being more concrete, and including specific actors to deliver the intended outcomes.

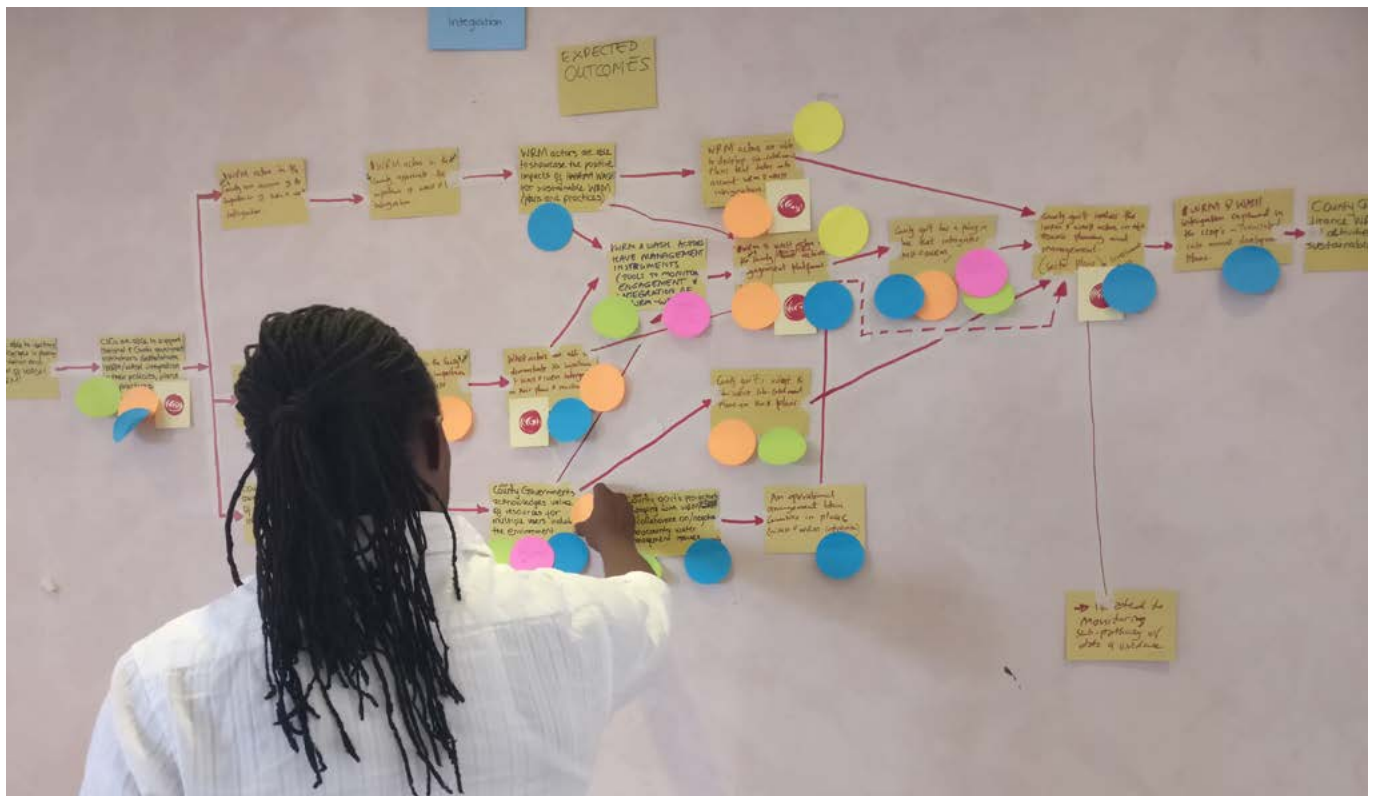
When the WP ToCs were finalised, their content was used to check and finalise the programme-level ToC. Through yearly monitoring, the WP ToCs were reviewed, and sometimes adjusted where needed. Intended outcomes were made more concrete, and adapted to the changes taking place.

A good example is the Netherlands WP ToC where the first version indicated that an increase of the WASH budget of the Government of the Netherlands was an intended outcome, which was later adjusted to an increase in alignment of the targets set by the government, with the available budget.

The overall Watershed ToC was also reviewed by the programme management after the mid-term review, and at the annual partner meetings by representatives from all WP teams.

The ToC approach in Watershed has been useful for several key processes:

- Zooming out to consider and understand the wider context, which actors are relevant to work with, to target, and to empower; and which factors need to be addressed
- Designing the programme at WP level, starting by making concrete what the teams aimed to achieve



Jabob Baraza indicating which intended outcomes Cespod would contribute to through activities, September 2017, Machakos, Kenya, photo by Anita van der Laan



together, considering the impact first, then outcomes and strategies

- Building complementary teams of different partners, discussing the changes they want to see, the focus and the scope, helping to align them from the start
- Considering which intended outcomes need to be monitored, and how. This was used to select the 12 capacity elements which were then monitored with the Capacity Self Assessments; to develop the indicators measured with the Quantitative Impact Study (QIS) ladders and to define the six ToC elements in outcome harvesting to show the significance of harvested outcomes
- Proposing and deciding which partner would do what to make the intended outcomes happen, so WPs could ensure their activities were complementary and aligned
- Reflecting collectively on the yearly monitoring findings in relation to the intended outcomes in the ToC
- Learning about what works, what doesn't and why, to continue to improve and adjust practise.

cause-effect arrow in the ToC (as instructed), was reduced down to seven:

1. Capacity development, new knowledge and skills lead to awareness and change in behaviour
2. Government 'listens' to influential and trusted people and citizens
3. When CSOs involve stakeholders in the process of generating evidence, stakeholders feel co-ownership of the evidence, so will easily be convinced
4. Citizens need to participate in WASH governance in order to achieve sustainable WASH for all
5. Governments will ensure sustainable and inclusive WASH in all phases of the programme cycle if civil society holds them to account
6. Governments can be convinced of the value of sustainable and inclusive WASH ('doing the right thing')
7. Governments are responsible and have the mandate to ensure sustainable WASH for all.

### The causal assumptions

In the last year of implementation, Watershed's causal assumptions which explain "why we believe in the intended changes specified in the ToC" were also reviewed. The original list, with 27 causal assumptions, one for every

### The last ToC review: a reflection on the three main pathways

At the final annual partnership learning meeting in 2020, conducted virtually due to Covid-19, the WP teams indicated on the programme level ToC which of the intended outcomes they had contributed to (Figure 2).

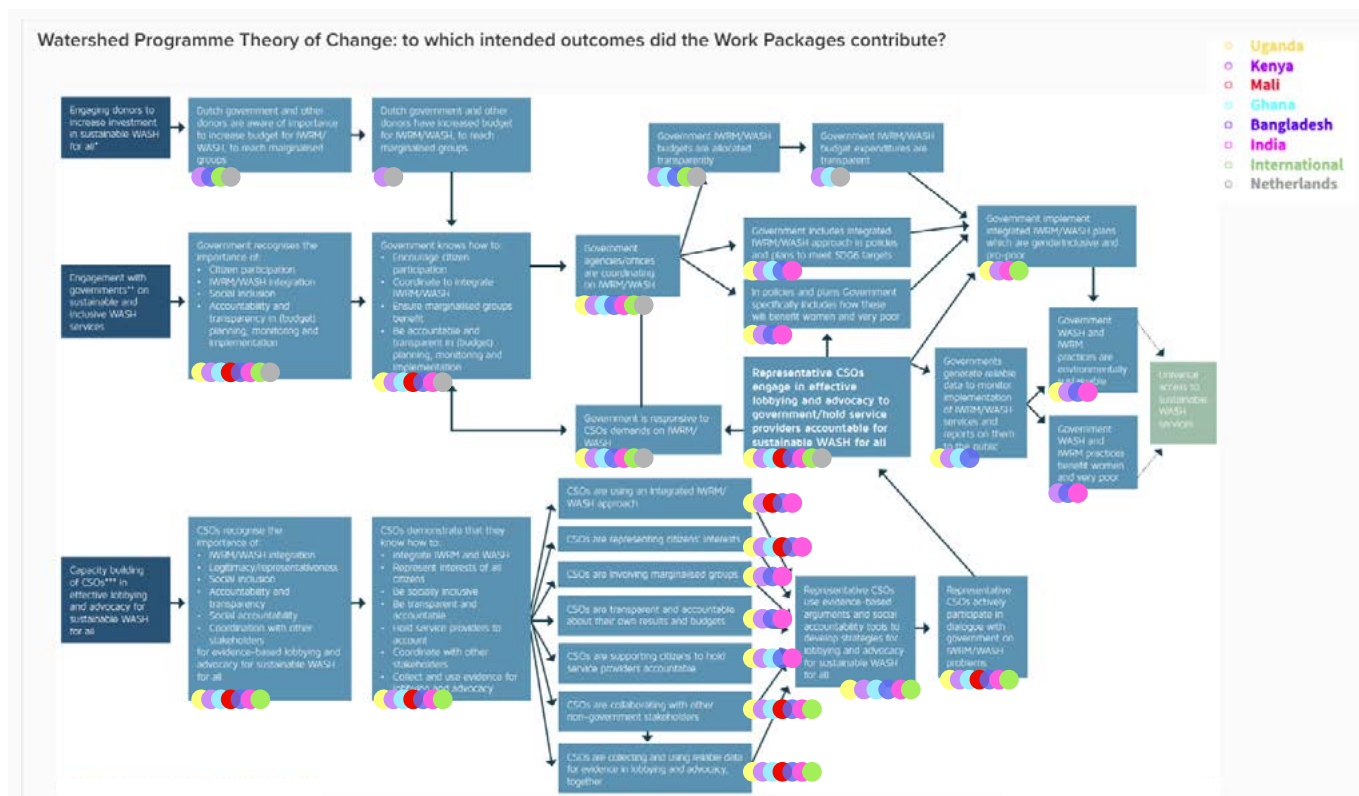


Figure 2 Watershed Theory of Change with WP contributions

Although the stickers are the same size throughout the diagram, the scale of achievement naturally differs per WP and per intended outcome. Greater detail on exactly what every WP achieved is shown in the harvested outcomes, many of which feature in several other sections of this report.

**Pathway strategy #1: Engaging donors to increase investment in sustainable WASH for all**

This stands out as one of the pathways having least investment, particularly regarding the first two intended outcomes, which focus on the Dutch government. Naturally the Netherlands WP, and to a lesser extent the International WP, are most strongly represented in this area of the programme level ToC.

Kenya and Bangladesh also indicated achievements here, related to their engagement with the Netherlands’s embassies in their countries. Engaging with donors was not the focus of country WPs. The fundraising WP was intended to steer engagement with donors at country level.

None of the WPs achieved much regarding engaging with donors to increase investment in Watershed related work, which resulted in a large gap regarding investments in civil society to advocate for WASH services.

**Pathway strategy #2: Engagement with governments on sustainable and inclusive WASH services**

All WPs contributed to this pathway, and all coordinated their L&A activities with government.

Most WPs contributed to the first four outcomes in this pathway:

- Government recognises the importance of:
  - Citizen participation
  - IWRM/WASH integration
  - Social inclusion
  - Accountability and transparency in (budget) planning, monitoring and implementation
- Government knows how to:
  - Encourage citizen participation
  - Coordinate to integrate IWRM/WASH
  - Ensure marginalised groups benefit
  - Be accountable and transparent in (budget) planning, monitoring and implementation
- Government is responsive to CSOs demands on IWRM/WASH
- Government agencies/ offices are coordinating on IWRM/WASH.

CSOs not only engaged effectively with government, they managed government responses to their requests. For example, on WASH budgeting, through increased

knowledge on budgeting processes, CSOs contributed to increased transparency, and are able to raise the budget envelopes for the sector every fiscal year in Ghana, Mali, Kenya, Uganda and Bangladesh.

Only some WPs, however, contributed towards changes at the end of the ToC. For example, local governments became aware of a more sustainable approach to WASH services, but this does not show in their implementation as yet. Transparency has improved through murals of budgets (Figure 3) and budget sharing, but full government budget transparency on expenditure remains an issue in Bangladesh.



Figure 3 Budget transparency in Bhola district

Another factor that has not been observed a great deal is government itself taking proactive action, such as embarking on monitoring processes to ensure sustainability of WASH services.

In India, the accountability of local government (panchayat and block levels) increased because a lot of relevant evidence was put on the table by CSOs in the areas where Watershed partners worked. This is important because change needs to happen at the operational level. But at the higher levels (district - average 3 million people - and above), government accountability did not improve, not surprising considering the scale and size of the Indian context. In Kenya, local governments have become more accountable because of CSO engagement, but key documents are still not always shared freely. Election

monitoring in Kenya, keeping track of the pledges made with the Really Simple Reporting tool, were fed back to the government and had mixed responses.

### **Pathway strategy #3: Capacity building of CSO's in effective lobbying and advocacy for sustainable WASH for all**

This is the main pathway of the ToC, the base of the pyramid that fed and sustained the other pathways.

All but one of the WPs (the Netherlands who did not set out to strengthen capacities of CSOs) have worked on this pathway, and all of them contributed to almost all the intended outcomes. It was thanks to Watershed's focus on capacity development of CSOs, that these CSOs became more successful in engaging with government, and in advocacy.

Figure 2 shows that all eight WPs contributed to the central outcome "Representative CSOs engage in effective lobbying and advocacy to government and hold service providers accountable for sustainable WASH for all". Most partner CSOs in Watershed were not at all experienced in advocacy, and they progressed significantly.

The extent to which CSOs are representative was analysed and detailed in the 2019 annual report. Most of the partner CSOs are very experienced in doing community/social mobilisation, awareness raising, capacity development of citizens groups, and addressing the needs of communities. They are considered legitimate and representative because of the work they do, because they are known to address the needs of a community or group of people. The CSO networks represent their members, who in turn represent their own constituencies as described.

All the outcomes in the ToC are reported to have been achieved, to some extent. But as is the case in the government pathway, and the CSO pathway the changes have not always been achieved fully. For example, significant progress was made towards WASH budgeting, but not in IWRM budgeting. Regarding social inclusion, four of the eight WPs indicated that they contributed to CSOs involving marginalised groups better. It is worth noting that these WPs - Bangladesh, India, Kenya and Uganda - either received extra support on social inclusion (Bangladesh, Kenya, Uganda) or had that capacity present in the team already (India). The other half of the WPs were unable to achieve this change.

### **Other stakeholders**

The Watershed ToC was focussed on and tailored to CSO capacity development, empowering citizens, and engaging with duty bearers to change their ways and hold them accountable for improved WASH and WRM. This was the explicit scope of the ToC, and significant change was achieved in that area. It was a deliberate choice of the WP teams (and therefore of the programme) to not focus on engaging with the private sector, although they are the biggest encroachers, and have the most negative impact on water resources - but not necessarily in the areas where Watershed worked. WP teams also decided not to expand their work in involving other influential actors such as religious/cultural leaders, or activist groups. This decision was made at the mid-term review and in several annual partner learning meetings, and the choice to focus was made intentionally. In the design of Watershed 2, the consortium planned to engage more with other stakeholders.

### 3. Progress with capacity building of CSOs

The Capacity Self-Assessment (CSA), one of Watershed's monitoring methods, was particularly designed and used to help WP teams decide which of the 12 CSA capacity elements to prioritise for capacity development over the coming year. Each implementing partner chose three capacity elements to focus on, and worked out details in their Capacity Action Plans (CAPs). The CSA and CAP are closely connected, and integrated into one template.

From the start, the main purposes of monitoring have been to learn and steer: when we understand what changes, and why, then we can learn from practice, and take decisions to adjust where needed. Therefore the annual monitoring exercise took place before the annual planning round at the end of Q3, for optimal use of the monitoring information. Naturally the findings were also used for accountability, at the time of the annual report, published at the start of the following year.

2020 being the last year of Watershed implementation there was no annual planning round. Therefore there was also no need for implementing partners to conduct CSAs and draw up their CAPs in 2020.

This section therefore focused on the CSA progress for the years 2016 - 2019, showing the changes over the years. Figure 3 shows the scoring of the 12 capacity elements from high to low, relative to each other.

#### Reflection on the CSA diagrams

The CSA diagram which summarises the scores (from dark green meaning high capacity to red meaning low capacity), offers a quick overview on the progress of implementing partners' capacities. In the narrative descriptions next to the scoring and colour coding, nuances and detail further explain the scoring. At the start of the programme, the CSAs were facilitated by consortium members, later on more by the implementing partners themselves.

For implementing partners and the WP teams, the CSA stimulated open discussion on relevant capacities, and helped understand the strengths and ways of working of the different partners. For the programme management, the CSA visual diagrams were easy to understand, communicate and report. They were a valuable tool to steer the programme on capacity development, because they allowed the quick spotting of issues, after which the narratives could

be zoomed into, for more detail and deeper understanding. Several programme adjustments were triggered by CSA diagram reflections by the management, specifically about the most effective way to support the country teams on the five learning trajectory themes.

Overall, over time, the number of CSOs scoring dark green and light green on capacity elements have increased. Orange and red scores have reduced. The scores in 2017 were not much higher than in 2016, owing to more critical self-assessments and due to higher awareness (you don't know what you don't know).

The hierarchy or sequence of the elements has not changed drastically. The learning trajectory themes such as IWRM/WASH integration and data for evidence are shown at the bottom of the diagram, at the start of the programme. They have increased slightly, with the L&A strategy leading. In comparison, the inclusion of marginalised groups ends lower than the baseline in 2016, while the programme's achievements in that area have been positively incremental over the years.

We would have expected that the five learning trajectory elements would have risen more, because of the extra effort put in, and all focussed on it, so we would expect them to rate themselves even higher at the end of the programme.

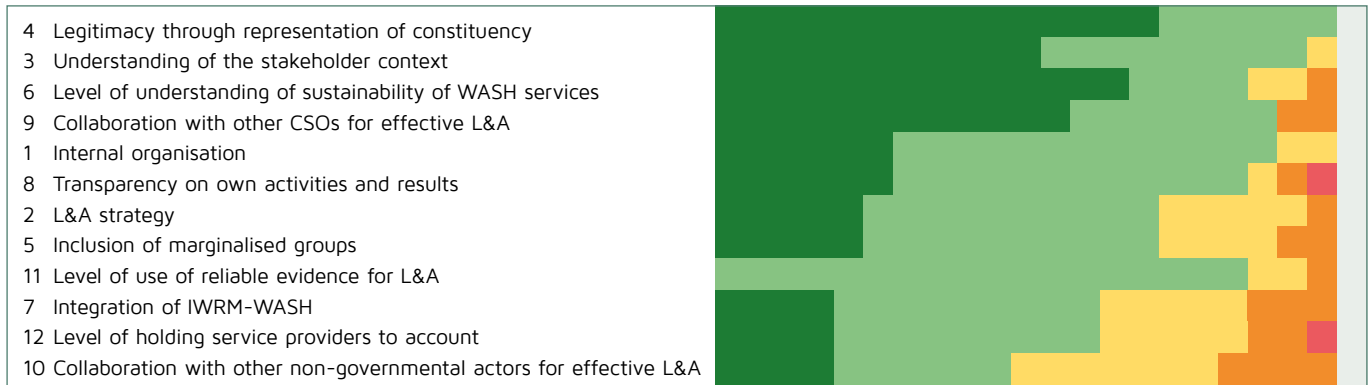
The capacity element of legitimacy was the highest at the start and remained the highest at the end. This is because at the start of the programme, organisations who represent their constituency were selected as implementing partners.

The lowest capacity element in 2019 is collaboration with other non-governmental actors, slightly improved since 2016 but relatively the least improved.

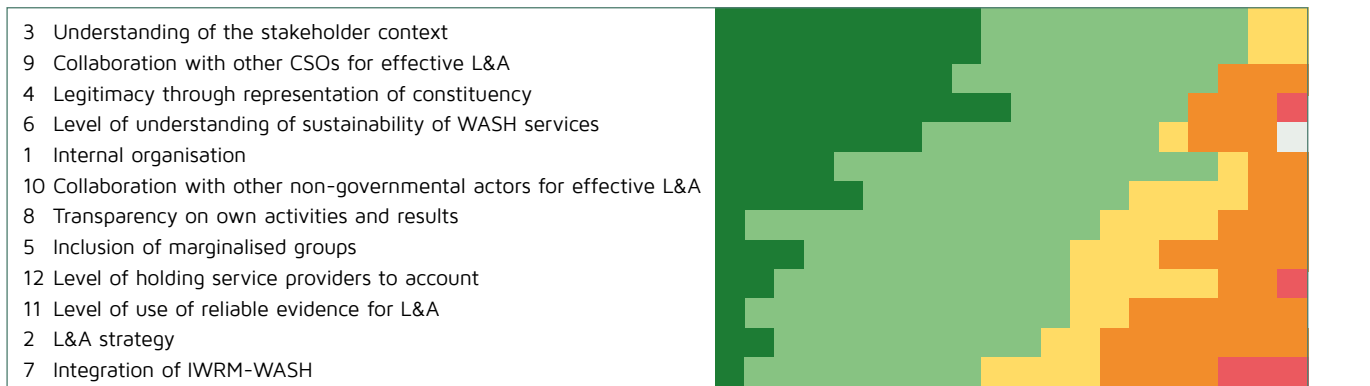
Where the relative scoring of IWRM/WASH integration remains low, it is important to note that many harvested outcomes (the second-largest category of harvested outcomes after "coordination and collaboration") are on IWRM/WASH.



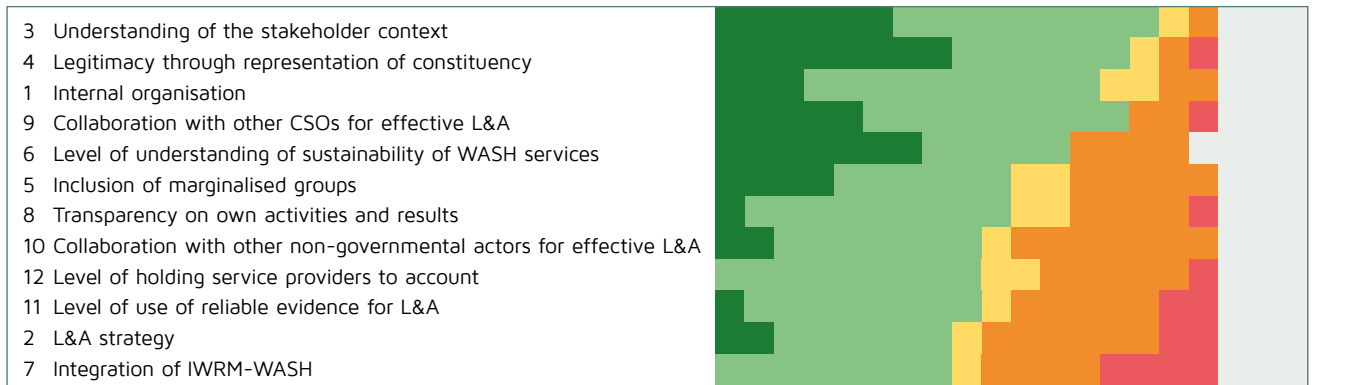
**2019**



**2018**



**2017**



**2016**

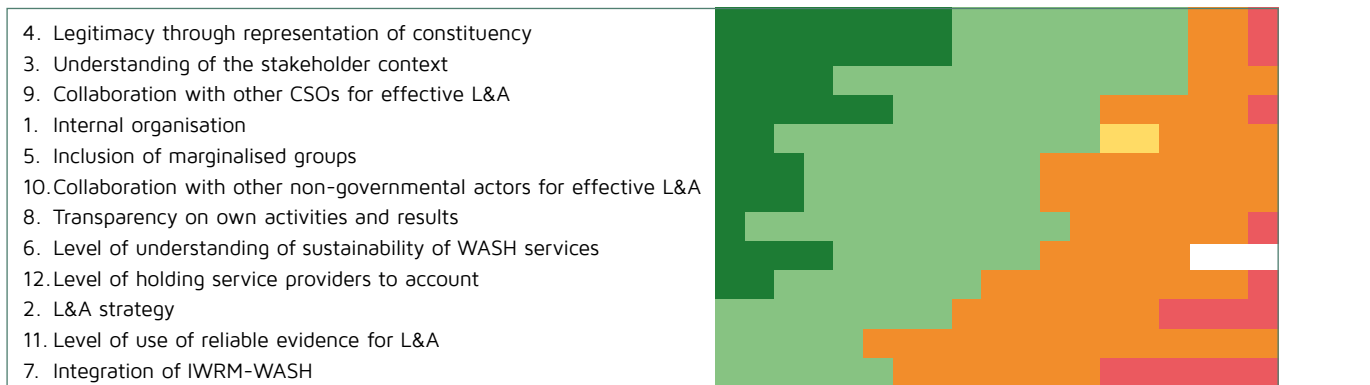


Figure 4 Capacity elements in descending order

### CSA baseline vs end of programme

As this is the last Watershed report, it is useful to compare the scoring on the CSAs with the baseline values, by measuring the difference between the 2016 score and the 2019 score, for each of the 19 partner CSOs. With one square representing one CSO, the following colour-code has been used to indicate the difference (Figure 5).

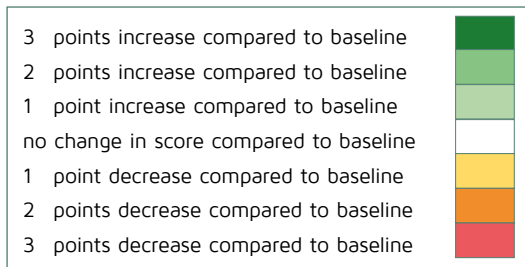


Figure 5 Scoring the capacity self assessments

Interestingly, Figure 4 shows that the three elements which stood out in their orange and red colour in 2016, at the end of the Watershed programme are the three topics which CSOs indicate that they have increased their capacities on most:

1. Integration of IWRM/WASH
2. Use of reliable data for L&A
3. L&A strategy.

Over the five years, also for these three capacity elements, the colours become more yellow, and green (Figure 6).

Collaboration with other non-governmental actors for effective L&A is the capacity element on which the least number of CSOs indicate an increase. Nine CSOs have even reduced their capacity on this topic. The observation that collaborating with actors such as the private sector, the media, and other non-governmental actors was not seeing progress was also made during the mid-term review and in the end evaluation. Watershed’s focus from the

start has been to engage with other CSOs and with the government.

The CAP Figure 5 also shows a consistent prioritisation by the CSO partners of the capacity elements on L&A, inclusion of marginalised groups, integration of WASH / IWRM and the use of reliable evidence for L&A. Also quite highly prioritised over the years, are internal organisation, transparency on activities and results, and holding service providers to account. The capacity element which the highest number of CSOs prioritised in the whole Watershed programme was inclusion of marginalised groups prioritised by eight CSO partners in August 2017.

The capacity elements least prioritised are legitimacy through representation of the constituency, understanding of sustainability of WASH services, and (in the first two years) collaboration with other non-governmental actors.

### Country testimonies: Which capacities have been developed? Has this led to change in CSOs behaviour?

#### Uganda

CSOs have integrated IWRM in their programmes and also are actively engaging the government by using factual evidence. The use of data (water point functionality mapping) has also enabled the partner to be able to present proven cases to the organisations and district officers regarding the gaps in WASH and IWRM. Information sharing has been key in enabling effective L&A and also in supporting sustainability efforts because records are available when change happens. Watershed partners have carried out most of their activities and at high levels of engagement using evidence to hold duty bearers accountable.

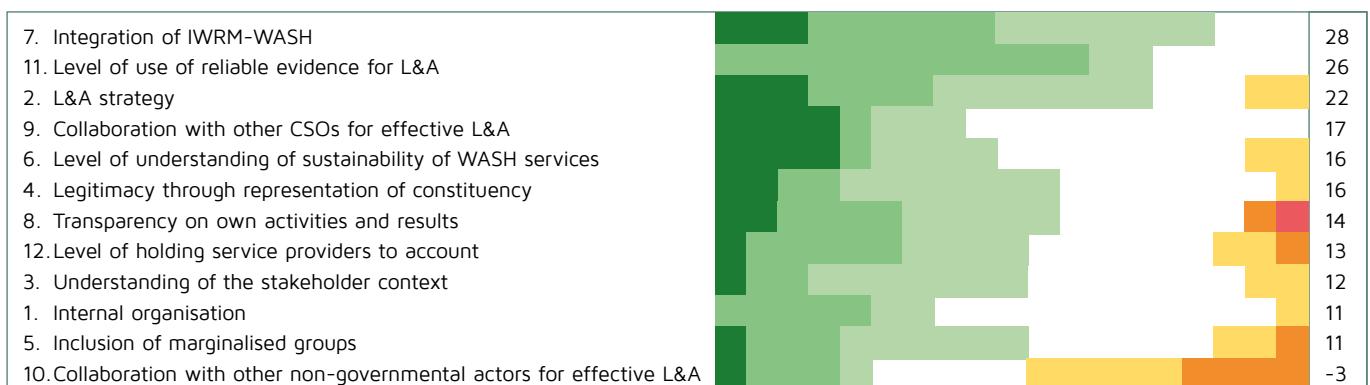


Figure 6 Change in capacity, per capacity element, per CSO, comparing the 2019 score with the baseline score of 2016

## **Kenya**

CSO partners used the capacity building on advocacy to develop L&A strategies for Watershed Kenya which guided them in targeted advocacy work. As a result, the policy influencing interventions have mostly been proactive rather than reactive. This provided for cohesiveness and consistency in the asks related to achieving programme objectives and outcomes.

The contracted implementing partners developed organisation-specific L&A strategies and started applying them to inform and guide advocacy work in their other programme portfolios. L&A experiences acquired from Watershed found direct use and scale up within partner organisations contributing towards improved and focused advocacy work. These not only benefited Watershed partners but also government, other CSOs and citizen groups invited for the training especially the WASH/IWRM integration.

## **Mali**

CN-CIEPA engaged with parliamentarians, and supported advocacy at national level by engaging with decision makers through WASH budget dialogues, writing and presenting a briefing note on national budget allocation to the parliamentarian budget commission. By organising a field visit for parliamentarians to observe open discharge of faecal sludge in Bamako, and a lobby campaign on solid waste management in Bamako ...?CAEB strengthened capacities of local government, CSOs and media on the institutional framework of WASH-IWRM integration in a L&A context. They conducted research projects on WASH-IWRM integration making use of the Akvo Flow tool, and they organised a round table forum in Segou with all stakeholders on the results of research on the status of water pollution in the Office du Niger.

RJEPA produced media products (documentary film, magazine, press news article, radio broadcast, and a video documentary) on water quality: the status of sanitation and water quality in Mopti; faecal sludge management in Bamako district, and other key Watershed topics. RJEPA also built the capacities of journalists on investigation techniques in the WASH sector.

## **India**

Both the landscape partners, Nidan and Gram Uthan have moved beyond the narrow scope of WASH and are now promoting sustainable service provisioning, water source and waste sink management in their other programmes as well. Partners as well as Panchayati Raj Institutions and CSOs are now well aware of the local WASH-WRM context and village specific water security issues. They are also proactive on mitigating the risks – allocating Gram Panchayat

Development Plan (GPDP) funds, leveraging funds from line departments and demanding greater action for water security and safeguarding of ecosystems by duty bearers.

Guided by the Watershed consortium, CSO partners have successfully worked with PRIs and other CSOs to hold the duty bearers accountable for lapses in service delivery. Partner and CSO capacity to influence and make duty bearers more accountable, has increased also on account of the sustained data and evidence generation about their local issues and needs. CSOs have successfully demanded new and improved water systems, water quality monitoring, budget transparency and water security measures.

## **International**

FANSA (Freshwater Action Network for South Asia) has influenced national governments through implementation of a regional lobby and advocacy strategy that included capacity development and support to nationally based CSO (networks) in their lobby and advocacy activities towards the national governments. The L&A advocacy activities focussed on CSO participation through multi-stakeholder platforms and national accountability on the WASH related targets for SDG 6.

## 4. Reflections on dialogues with government partners and space for CSO engagement

Following targeted capacity strengthening by the Watershed programme, CSOs working in WASH are now better placed to hold government accountable and participate in decision making processes:

- CSOs increased their participation in government processes
- County and district government have acted on many of the requests and feedback of CSOs
- Budget allocations for the sector increased in almost all the districts that Watershed partners were active
- Capacity building of CSOs triggered other sustainable outcomes: increase in resource mobilisation, enhanced internal capacities in other sectors and coordination with other CSOs
- The most effective strategies for increasing the civic space include dialogue with government and building the capacity of and using the media as a tool to raise awareness and advocate for issues.

From outcome harvesting, the most significant change in civic space within Watershed was on CSO participation in government processes, local government acting on the demands and complaints of CSOs and communities, and citizens pushing for government accountability. The least change was on accountability by government on results. This suggests that a first step towards improved accountability is from stronger CSO engagement in the governance processes, the second step need to be empowering citizens (voters) to get the attention of legislators for deeper institutional changes.

As reported in previous years, the overall engagement points with governments in 2020 also show that engagement, thus dialogue rather than dissent, seems to be a more effective L&A strategy in the sector. This is particularly true in those countries where civic space and participation is backstopped by policies and legislation.

Watershed partners also cooperated with local CSOs to reach and work with communities. CSOs and other citizen groups have been empowered in different capacities including training on national legislation and their implications for CSO practice in WASH/WRM sector; understanding social accountability process and tools used; understanding public participation guidelines and the need for CSOs and citizens

to actively engage in various planning processes; information campaigns and knowledge on government planning timelines and responsibilities – especially in relation to devolved county government functions.

This approach has been effective, leading to many CSOs and citizen groups being invited to participate in government planning processes (policy, budgets); amplifying their voices to question service providers roles on issues affecting them (rights to water and sanitation services, water quality, tariffs); and challenging unsustainable practices (illegal water abstractions, water pollution menace).

Examples of the effective use of media to push government responses and accountability, and move policies into implementation and regulation come countries such as Mali, Ghana, Kenya, Bangladesh. CSOs are being more successful in creating space for their demands and have improved their position in agenda shifting and setting, influencing debates or simply creating and facilitating the actual space for dialogue to take place.

It is expected that the capacity development that has led to an increased influence and involvement of CSOs (and media) with the county government has led to all stakeholders valuing the cooperation and the improvement in water and health services. We expect to see other long term self-driven actions that improve the water and sanitation services for the marginalised even more.

## 5. Policy influencing and advocacy initiatives

Watershed's main purpose was to increase the CSOs to advance policy influencing and change. The programme aimed to strengthen civil society to be more effective, particularly through clear and targeted L&A strategies, and the use of key evidence in these strategies on issues around water governance and management of sanitation and hygiene services in Kenya, Uganda, Ghana, Mali, Bangladesh, India, The Netherlands and internationally.

Throughout the programme many examples of evidence-based L&A have been documented, particularly through the outcome harvesting sessions. Evidence-based L&A is a process, based on data and information which integrates otherwise independent data from different sectors (research, policy, action groups, clinicians, practitioners etc.) into an analysis, to inform advocacy actions.

During the last two years, Watershed paid special attention to sharpening the country-specific strategies for L&A. Each country team developed specific approaches based on the

issue and its root causes, the identification of long-term and high-level goals and objectives as well as the short-term steps to achieve these, and the "with who" and when to act. These country advocacy strategies were designed to be implemented in 2019 and 2020 and were used to track progress, identify obstacles and adapt, and capture and measure success. Alongside this there was also ongoing coaching of L&A experts in the development of the country strategies and their adaptations.

All programme examples demonstrate the connection between using data and evidence from the local level to influence national and global level policies and practices. Data used for advocacy can flow top down or bottom up depending on the problem and associated advocacy solutions. In many country cases, the focus of the L&A strategies was at the district or sub-national level while in others it was on national level only. The area of the strategies varied from water quality, influencing finance and budgets, accountability to social inclusion and citizen participation.

### **Bangladesh: National review of the Pro-Poor Strategy for the Water Supply and Sanitation Sector**

In November 2019, the National Forum for Water Supply and Sanitation (NFWSS) formally recommended to approve the revision of the Pro-Poor Strategy for the Water Supply and Sanitation Sector in Bangladesh.

Prior to this recommendation, a National Working Committee was formed by LGD to review and update the strategy. WaterAid Bangladesh, Watershed lead partner in Bangladesh, initiated this process writing to the senior secretary of the LGD requesting the revision of the strategy to align with SDG 6. WaterAid Bangladesh facilitated discussions between LGD and local CSOs. They held consultations on the strategy with WASH networks and CSOs. During the national level consultation, representatives from CSOs, local government institutions and other stakeholders provided feedback and recommendations to help finalise the strategy. The strategy was then submitted to the NFWSS for approval.

The revised strategy was approved in June 2020 and made publicly available.

The strategy now aligns with the pledge to leave no one behind as stated in the SDGs and includes the provision of a 100% subsidy for WASH services for the poorest and most marginalised. The revision process created space for CSOs and WASH networks to actively participate and provide recommendations based on their experiences and the reality on the ground. Including public comments on [the official website](#) encouraged healthy and inclusive dialogue with citizens. For the first time, citizens were aware of the national consultations and given the opportunity to share their views. Throughout the process secondary data was used to advocate for these changes. This process set an example for other government departments to adopt more transparent and accountable modes of policy making.



Learnings from the implementation of the L&A strategies of the Watershed teams are varied and rich. Overall it is noted that **reinforcing the capacity of partners** through coaching and by clearing articulating and focusing their strategies led to:

- Better and smarter (needs-based) requests for data, eg budgets, expenditures, water quality, water sources, social inclusion indicators that are not available or clear;
- Smarter use of evidence for influencing changing decisions;
- Improved pathways for desired change and for identifying windows for opportunity or obstacles;
- Better identification of actors, influencers, who has the power to make changes and allies;
- Improved monitoring towards success and the use of targeted resources;
- Better understanding of the value of field visits to make a case.

See the publication [“How civil society generates and uses evidence for influencing policy. Experiences from watershed empowering citizens programme”](#) which compiles 13 Watershed case-studies on advocacy and goes deeper into the lessons learnt.

See also [the online training course](#) on how to develop and implement an advocacy strategy.



## 6. Specific attention to social inclusion: gender and marginalised groups

During the past five years, the Watershed team has been learning about how to integrate social inclusion and gender equality into the programme. We consider inclusion to be more than just improving access to WASH and WRM services for those who are currently left behind but also empowering people, in particular women, girls and the socially excluded to engage in wider processes of decision making to ensure that their rights and needs are recognised, respected and fulfilled.

As inclusion is very context oriented, and involves many different aspects, we have been working with local communities and partner CSOs to identify: who is currently excluded from access to and use of WASH and WRM services; decision making processes related to them; and what the barriers to their inclusion are. We have strived to follow the principle of 'nothing about us without us' rigorously and avoided assuming 'who and what' based on our own perceptions. While the level of attention varied in different work packages (WPs), one or more of the below strategies were used to integrate social inclusion in our programme:

1. Strengthening the capacity of those who are excluded from WASH/WRM services to voice their demands and participate in decision making processes related to them, so that they can influence the decisions;
2. Strengthening the capacity of Watershed partners on gender and social inclusion;
3. Influencing stakeholders ie policy makers, public service providers, financial institutions and development partners to be inclusive in their policy formation, implementation, communication and investments.

Coaching and training were a vital component in the programme to build capacity, also among the most marginalised and least educated. Training sessions were repeated on various occasions, so that all members, including newer members, would be informed.

To build confidence of the most marginalised, knowledge focused sessions start with identifying and valuing the knowledge they already possess. Thereafter, this knowledge base is supplemented with additional information. Inclusion of excluded and stigmatised groups like transgender people demands a careful approach.

Facilitating dialogue and raising awareness of overlapping interests was crucial.

This section gives examples of how these strategies were used in different WPs.

### **Kenya: Getting a seat at the table**

The programme focused heavily on supporting CSOs (in particular water resources users associations to gain a seat at WASH/WRM decision making tables. As persons living with disabilities were identified as excluded from WASH services, the partners ensured that they were represented in the WASH governance structures. There has also been a significant increase (100% 2019/2020 FY compared to 2017/2018FY) in citizen participation in budgeting processes. Although COVID-19 disturbed many activities in 2020, changing to virtual consultation platforms did enable those who are often excluded to engage in wider consultation processes and policy dialogues. In July 2020, Watershed Kenya organised a webinar together with the representatives from the Kenyan government and people living with disabilities to share the lessons learnt from Kenya on inclusion of people living with disabilities in WASH governance.

### **Bangladesh: A story of inclusion and transformation**

Kohinoor Begum, is a member of the displaced fisherfolk, known as the Bede community living in Bhola, Bangladesh. She is featured in a short article and accompanying video produced by Watershed. The interview below with Partha Kuntal of DORP explains how the implementing partners convinced her and her community to join the Water Management Citizen Committee (WMCC) and helped her become the powerful and vocal member of the WMCC she is today.

"After we formed the WMCC we searched for representatives of communities that were left behind. Visiting the area of Bhola, our colleagues and contacts on the ground came to know that 20 families were living on boats nearby the canals." This community, known as the Bede community, is among the most vulnerable and poor communities in Bhola, and in Bangladesh at large. The community has no access to WASH facilities and hygiene is lacking. They have no land, as it is flooded by the rising water, and usually have no national identity. Because of

this statelessness, they are left out of the official census and are excluded from official gatherings or meetings. DORP representatives travelled to the Bede community and organised a public gathering where information was shared about the WMCC and its purpose. "We asked them to join", said Partha Kuntal, "but the first response was negative". The Bede community were convinced that they would not be accepted by the other WMCC members, that they did not have any knowledge, and that they would certainly be laughed at.

Once they had left, the community members discussed the issue but were concerned that participating in the WMCC would mean being away from activities like fishing or other work that provides vital income. A week later a member of the WMCC went back to the community with DORP representatives to explain how involvement in the WMCC works. They explained how much time was needed, and that by participating in the WMCC the Bede community would have access to decision making structures they did not have access to.

Finally, the DORP representatives emphasised that, if they were willing to attend a WMCC meeting, they would not be bound to anything. "We told them that we hoped they would join, so we could learn from them but also support them. We stressed that we would be better equipped to support them if they would express their needs directly in the WMCC."

The Bede community finally agreed to send a representative to the next WMCC meeting. "We had no idea yet who would join, but for the next coaching session, indeed, someone from the Bede community showed up." The community had sent Kohinoor Begum, who was shy and apprehensive to begin with. "Initially, I took my husband", Kohinoor remembers. It was only later that she became an official member of the WMCC. "She told us that although her community asked her to join, she felt very insecure and did not think she could speak in front of people." During the first coaching session, when people welcomed her and encouraged her to speak, Kohinoor only felt comfortable enough to share her name. She joined some meetings and just listened, but did not actively participate. "First few meetings I talked very little", Kohinoor confirms, "but I started speaking more over time." To begin speaking up, sharing her doubts with people from DORP and the WMCC was an important step. "Then we talked to her and said, 'You do not need to feel shy. They are your brothers and sisters... they encouraged you to speak up, so perhaps you should give it a try'." The welcoming atmosphere was a great help to Kohinoor. "No one made me feel excluded", she explains. "Instead,

DORP staff, the chairman and the committee members supported me and listened to what I had to say."

It took time to build Kohinoor's confidence, but the change in her is remarkable. As Kohinoor explains, being respected as a woman of a marginalised community was life-transforming. And not just for Kohinoor herself: "There are other women participating [in the WMCC], from the fishing Shambaadi communities who are treated with the same respect. We are being treated as full members of society." She was also spurred by the fact that she felt that the needs of her community were really acknowledged: "Everyone said 'these people are from boats and they do not have any services, so let us prioritise them first.'" When she first joined the WMCC, the Bede community did not have a tube well (a manually operated well that can lift water from about 30 metres beneath the ground) or a toilet. Kohinoor raised the issue in the committee and was assisted by DORP to formulate the necessary written documentation. "My demand was accepted", said Kohinoor, "and now we have a tube well for our community" The construction of the well is significant in itself, but it also led to recognition of Kohinoor in her own community: "Everyone in my community praised my work. They said: 'no one could influence the chairman of the local government to get us a water point for years, but Kohinoor could do it.' So, I was very happy when it happened."

### **Netherlands: Influencing policies through close collaboration**

The Netherlands WP has worked closely with the Inclusive Green Growth (IGG) department of the Dutch Ministry of Foreign Affairs (MoFA) to put social inclusion higher up the agenda. In 2018, a mapping study of social inclusion in 10 WASH organisations was conducted which provided insights for a "Guideline to enhance social inclusion in WASH policy of MoFA" in 2019. Recognising that limited time and differences in time zones made it difficult to organise a webinar to discuss the guideline for staff and partners of MoFA, a pre-recorded one was prepared in 2020 to minimise those barriers. It is not yet clear whether the guideline and webinar are being used by these actors and how they affect the inclusiveness of the programmes.



## 7. Watershed outputs

Watershed has been tracking three types of outputs during the programme implementation, which contributed to the overall vision and ToC. The three categories are: (1) capacity strengthening of CSOs and staff, (2) lobby and advocacy communication products, and (3) knowledge and research products. The objectives of collecting and tracking these outputs at WP level are to:

- Support and monitor the planning of the WPs;
- Track the level of effort in terms of capacity building, L&A and knowledge and research across the programme;
- Get an indication of the scale of the programme's outreach.

Meaningful monitoring of outputs in quantifiable units appears less straightforward than Watershed initially anticipated. In particular, the WPs do not consistently use the same definitions of indicators and methods of counting. These vary by years and among the WPs. In addition, quantifying the outputs has the disadvantage that small and large outputs are valued equally, while both the level of effort and the significance or outcome may differ considerably.

### Difference planned and realised (2020)

There are no major differences between the planned and realised outputs in 2020 (see Table 2). The relatively high numbers of L&A communication products in Bangladesh is because this WP also counted each RSR update as one their L&A outputs where other WPs did not.

### Level of effort compared to previous years

Overall, less outputs were realised during 2020 compared to the previous years, especially in the area of capacity strengthening. The main reason is that 2020 has been a 75% implementation year with also smaller programmatic budgets. The focus has also been less on capacity strengthening and more on communication products for L&A activities. This is understandable, as capacity development was required most in the first years of the programme, whereas towards the end the knowledge and experience could be consolidated, systematised and documented.

The capacity strengthening outputs (organisations and people reached) are not comparable with the L&A and KM outputs (different types of documents). The total number of L&A outputs is 719, the total for KM products is 340 (Table 3).

Table 2 Watershed WP reported outputs 2020 against targets

OUTPUT (TARGETS)/DELIVERED 2020		Uganda	Kenya	Mali	Ghana	Bangladesh	India	International	Netherlands
Capacity Development	Total No. of Watershed partner* <b>organisations</b> whose capacity is built	(6)/6	(8)/8	(6)/6	(4)/6	(1)/4	(4)/4	(2)/6	na
	Total No. of CSO/CBO <b>organisations**</b> whose capacity is built	(33)/29	(35)/18	(20)/23	(6)/1	(13)/53	(8)/6	(6)/6	na
	No. of <b>CSO/CBO people***</b> whose capacity is built	(435)/245	(175)/204	(98)/105	(60)/21	(181)/213	(18)/18	(100)/110	na
Lobby & Advocacy	Total No. of L&A communication products (news item, articles, RSR update, video, blog, etc.. ) developed ****	(16)/18	(40)/19	(10)/5	(6)/5	(104)/112	(6)/23	(15)/3	(8)/6
Knowledge & Research	Total No. of Evidence documents (data report, case studies, research papers) produced	(4)/12	(18)/17	(5)/4	(4)/0	(29)/42	(9)/6	(3)/2	(2)/2

\* Watershed partner organisations are the Watershed consortium partners and the contracted partners

\*\* CSO/CBOs are the organisations that benefit from Watershed activities but do not have a contract with Watershed. These are often CSOs supported by our Watershed in-country partners.

\*\*\* No. of people whose capacity is built, includes all persons that attended training, participated in a workshop or seminar with the result of increased understanding of/skills in the subject.

\*\*\*\* We count our L&A outputs on the basis of the number of publications that we produce that are related to the L&A events (meetings, campaigns, etc.) organised by Watershed. A publication can be a blog, an article, a video, the RSR update (only those that are related to a L&A activity)

Table 3 Watershed WP reported outputs 2017-2020

OUTPUTS DELIVERED		Year	Uganda	Kenya	Mali	Ghana	Bangladesh	India	International	Netherlands	Total	Variation+
Capacity Development	Total No. of Watershed partner* <b>organisations</b> whose capacity is built	2017	6	7	4	2	1	0	0	na	20	-
		2018	6	8	6	4	3	3	3	na	33	65%
		2019	6	11	6	4	12	2	4	na	45	125%
		2020	6	8	6	6	4	2	6	na	38	90%
	Total No. of CSO/ CBO <b>organisations**</b> whose capacity is built	2017	56	44	26	98	4	11	na	na	239	-
		2018	35	79	43	32	6	3	40	na	238	0%
		2019	4	95	20	93	230	13	11	na	466	95%
		2020	29	18	23	1	53	6	6	na	136	-43%
	No. of CSO/CBO <b>people***</b> whose capacity is built	2017	52	558	158	202	185	53	na	na	1208	-
		2018	150	438	176	98	530	91	na	na	1483	23%
		2019	77	387	120	1177	1853	283	180	na	4077	238%
		2020	245	204	105	21	213	18	110	na	916	-24%
Lobby & Advocacy	Total No. of L&A communication products (news item, articles, RSR update, video, blog, etc.. ) developed ****	2017	26	2	7	5	12	5	4	2	63	-
		2018	19	41	17	19	73	12	7	21	209	232%
		2019	8	52	18	7	129	17	17	8	256	306%
		2020	18	19	5	5	112	23	3	6	191	203%
Knowledge & Research	Total No. of Evidence documents (data report, case studies, research papers) produced	2017	5	2	1	7	4	7	2	1	29	-
		2018	9	22	6	2	7	12	2	4	64	121%
		2019	5	47	9	26	49	16	3	7	162	459%
		2020	12	17	4	0	42	6	2	2	85	193%

\* Watershed partner organisations are the Watershed consortium partners and the contracted partners

\*\* CSO/CBOs are the organisations that benefit from Watershed activities but do not have a contract with Watershed. These are often CSOs supported by our Watershed in-country partners.

\*\*\* No. of people whose capacity is built, includes all persons that attended training, participated in a workshop or seminar with the result of increased understanding of/skills in the subject.

\*\*\*\* We count our L&A outputs on the basis of the number of publications that we produce that are related to the L&A events (meetings, campaigns, etc.) organised by Watershed. A publication can be a blog, an article, a video, the RSR update (only those that are related to a L&A activity)

+ % variation compared to 2017

## Programme outreach and legacy

Although the total number of communication products related to the L&A activities is less than in 2019 and about the same as in 2018, there has been a great effort in reaching new audiences in 2020 through the legacy campaign (see section 10).

### Contributions to the outcomes

The database with Watershed harvested outcomes classifies the outcomes according to their contributions, using three main categories of activities which align with the three output types: (1) capacity strengthening, (2) lobby and advocacy, and (3) knowledge management. Some of the WPs divide L&A by: L&A for WASH/IWRM alignment and L&A for (social) accountability, while other WPs did not make such a distinction. Table 4 shows the number of times that

an outcome has been tagged with one (or more) types of contributions for all WPs together, except the Netherlands work package that has not used the “contributions” classification. It can be derived that roughly an equal number of capacity strengthening and L&A types of activities have contributed to the changes achieved by the Watershed programme. Knowledge management activities have been tagged about one third of the time.

Table 4 Watershed contributions to harvested outcomes (2017-20)

Capacity strengthening	L&A wash/IWRM	L&A accountability	L&A	Knowledge management
221	61	41	114	74
	216			



## 8. Reflection on the countries' context

Table 5 provides a summary of the context of the different countries in 2020. The most prominent change in 2020 has been the Covid-19 pandemic. In all countries, lockdowns of all public life were established. This meant that people had to work from home, and face to face workshops, trainings and events were cancelled or taken online. In the African countries, physical meetings have been taking place again since September. The Watershed teams have shifted some of their activities and budgets to Covid-19 response strategies and activities. The Watershed partners have focussed some of their L&A activities towards increased awareness on the importance of WASH services and in particular hygiene.

Table 6 provides a summary of changes in context of civic space and in particular for the WASH and WRM sectors for the different country contexts and at the global level during the Watershed programme.

Almost all countries have suffered from periods of increased political instability and higher tension: Kenya during 2017 elections, Mali with a coup in 2020, Bangladesh elections in 2018 and most recently election-related violence in Uganda. The general space for civil society to express views and raise opinions has not changed much during the Watershed programme period and varies between repressed, obstructed and narrowed in the definitions of the Civicus monitor.

Table 5 Summary of countries' contexts

Context summary 2020	Civicus monitor	Civic space	Other	Impact on Watershed
<b>Uganda</b>	Repressed	Collaboration between CSOs and government in the area of natural resources and WASH services is positive; New framework for (rural) water services invites CSOs to act as area service providers	Covid-19, relatively under control. Increased awareness on hygiene; legal protection of Wetlands; larger role of national utility in providing (urban) water supply	Some activities diverted to supporting Covid-19 response
<b>Kenya</b>	Obstructed	Collaboration between CSOs and government in the area of natural resources and WASH services is positive	Plagues of locusts; Covid-19 relatively under control. Provided opportunity to raise awareness on importance of WASH	Some activities diverted to supporting Covid-19 response
<b>Mali</b>	Obstructed	Collaboration between CSOs and government in the IWRM and WASH sectors is positive	There was a coup in Mali this year; Covid-19 alerted awareness on importance of WASH	Restricted movement in areas due to security issues continued
<b>Ghana</b>	Narrowed	Collaboration between CSOs and government on WASH and WRM has in general continued to be good	Covid-19 responses included support for WASH and temporary relief of water bills (urban and rural); 2020 election has a polarisation effect; Ban on small-scale mining was lifted	Not directly
<b>Bangladesh</b>	Repressed	Collaboration between CSOs and government on WASH and WRM is positive	Due to Covid-19 there was less priority for WASH at government levels	Some new COVID-19 related activities were undertaken
<b>India</b>	Repressed	Strong top-down policies in WASH limit space for citizen participation	Covid-19 diverted the attention from the more regular development processes	Less availability of officials for engagement on WASH and WRM
<b>Netherlands</b>	Open	No change	COVID-19 has shifted the attention for all; Upcoming elections of 2021 puts civil society in campaign mode	No major changes for Watershed
<b>International</b>	NA	Covid-19 meant in general restriction of civic space for participation; Decolonisation of WASH sector knowledge is an upcoming theme	COVID-19 provided the opportunity to raise the profile of WASH at international platforms (eg SWA)	Less opportunity for joint lessons learnt with the regional platforms

In the WASH and WRM sectors, where the relation between civil society and governments is predominantly based on dialogue rather than dissent, Watershed partners overall report progress in the relations in the areas of accountability and government commitment to achieving SDG6 targets. At the same time, in most countries the priority for WASH has been decreasing compared to the more productive sectors like agriculture. The focus of Watershed on the linkages between WASH and IWRM is gaining momentum globally as part of increasing concerns about climate change and the need for better water conservation and management.

Table 6 Changes of context 2016-20

Context changes 2016 - 2020	Security	Civic space	WASH/WRM	Impact on Watershed
<b>Uganda</b>	Remained relatively stable during the period	Collaboration between CSOs and government in the area of natural resources is positive; Civic space for human rights CSOs remains repressed	Increased protection of legal wetlands	Space was used to bring IWRM issues more to the front, in particular for WASH stakeholders
<b>Kenya</b>	Remained relatively stable; elections bring instability and insecurity	Collaboration between CSOs and government in the area of natural resources is positive; Strong legislation for participation of CSOs/citizens	No major changes	Watershed made ample use of county-level space for increased citizen participation in both IWRM and WASH
<b>Mali</b>	Remained fragile state	Collaboration between CSOs and government in the area of natural resources is positive; Civic space is mainly restricted due to lack of security in certain areas	No major changes	Limited hindrance because of lack of security during some periods; Civic space used successfully
<b>Ghana</b>	Stable	Collaboration between CSOs and government on WASH and WRM is improving	Political priorities are shifting to economic sectors	Watershed made good use of opportunities to raise the profile of civil society, both nationally and locally
<b>Bangladesh</b>	Stable	Collaboration between CSOs and government on WASH and WRM is positive	Priorities for WASH are not high in national and local politics	Civil society (Watershed) has been successful in engaging stronger with national SDG 6 policy and strategy making
<b>India</b>	Stable	Strong top-down policies in WASH limit space for citizen participation	More attention for water conservation in some major development programmes	Collaboration between CSOs and (local) governments on WASH-WRM issues, using data, has increased trust
<b>Netherlands</b>	Stable	Political awareness on SDG goals increasing	Parliament champions for SDG6	Increased understanding and potential for civil society's L&A role in the WASH and WRM sectors has been unpacked by Watershed for Dutch NGOs
<b>International</b>	Stable	Climate change is increasing space for CSOs in the area of water and natural resources	Relation WASH and IWRM receives more attention	The focus and highlighting of the WASH-IWRM nexus by Watershed has been very relevant as the theme is picked up more globally now

## 9. Reflections on Watershed partnerships

### Did we work with the right CSOs?

In 2019, at the mid-term review, the Watershed consortium reflected on partnership questions: did we have the right partners? Does civil society understand sufficiently what is their (potential) role in the WASH and WRM sector? The team realised that it was trying to change both its own mindset and that of others, such as the mindset of CSOs working in the sector, which has traditionally been on the direct implementation of water and sanitation hardware and which we are trying to widen to include more strategically L&A to influence decision makers. The team considered whether it should focus more on mobilising citizens' voices to overcome the structural barriers for improving (access to) services.

A general conclusion of the mid-term review was that one of the key challenges for CSOs is how to reach every relevant stakeholder and to find a shared focus for influencing change.

They also considered whether Watershed was reaching the right civil society partners (outside the Watershed partnership) for policy influencing? All the teams were confident that they were indeed reaching the right CSOs, from grassroots CBOs to national level civil society networks; from regional to global NGO networks; and platforms in the International WP.

In addition, Watershed teams reflected on the type of organisations that the programme should be working more closely with. During a scoring exercise at the annual partner learning meeting in Uganda, October 2019, the majority were in favour of continuing to work with CSO networks and the media because of the potential outreach to other CSOs and citizens. Half were in favour of working with: human rights organisations, the private sector and technical organisations. Here, the choices depended largely on the country and the district contexts and the orientation of the stakeholder. Working with technical organisations was seen as a costly challenge and 'too much of the same' without the benefit of outreach and representation. Most of the teams were strongly against working with activist organisations, because of the risks of jeopardising dialogue with policy makers and government service providers.

Watershed's initial mandate prioritised governments and identified religious leaders, the media, and the private

sector as other significant actors in improving WASH governance. However, during the five years of Watershed, religious leaders have hardly been engaged and most teams felt that the engagement with the private sector could have been stronger. In Kenya, contracted CSOs acknowledged that greater reach could have included groups working on agriculture, livestock, and public health in addition to private sector providers and the media. In India, CSOs found that earlier engagement with the private sector would have been beneficial as it has a large impact on WRM and environmental degradation. Also the media who could have supported advocacy interactions.

### The Watershed partnership

The final evaluation of Watershed is positive about the way the consortium was designed and implementing partners were selected in particular the clarity on the process and criteria and early focus priorities. For example the priority on WASH needs within social inclusion. It was also noted that this selection process included local government participation.

For the mid-term review in 2019, the teams also reflected on the internal partnership of Watershed at Wp level. The collaboration, coordination, joint planning, ownership of the programme by partners, and synergy of activities were all considered to be going well. Some of the key reasons mentioned were: trust, transparency, quality of leadership and the energy generated by the feeling that a new promising area of work was learnt about and explored. The teams felt that they were leveraging complementary skills, knowledge, experience in different focus areas, existing networks and other project finances. It was noted, however, that complementarity does not always mean that there is alignment with a focused L&A strategy. It has usually taken two years for each partner to achieve a coherent L&A strategy.

The capacities of all partners - both the consortium and WP implementing partners - have developed. Compared to the start of the programme, improvements are visible in collaboration, coordination and synergy between the partners. The joint learning in certain areas also influenced the focus of the teams. The inclusion of marginalised groups in mainstream planning has been given more attention and, to varying degrees, the partners in the WPs are advocating for greater social inclusion.



The end-evaluation is more critical about the issue of (lack of) Southern leadership in the consortium at programme management level. This is for a large part due to the formal grant format that prescribes centralised reporting by one partner to the donor, for accountability purposes. The Watershed partnership argues that there has been full Southern leadership where it mattered most: about the in-country ToCs, targets, implementation models, target groups selections and allies to work with and in-country package partnerships.

### **Partnership between the consortium and Ministry for Foreign Affairs, Netherlands**

The 'Dialogue and Dissent' programme was billed as a 'Strategic Partnership' between the Ministry and consortium partners. In the first two years there were regular (twice yearly) and interesting reflection meetings with representatives of the MFA. However, constant staff changes at both IGG and DSO meant that there was no continuity in the strategic vision of the programme from the MFA side. In the final two years of the programme, there were no formal meetings between MFA and the consortium partners. Given differences of opinion between the Ministry and the country partners of Watershed about (for example advocacy approaches), the absence of regular discussions was a serious missed opportunity for shaping of a common Watershed's mission among all partners.

At country level, while some countries had successful contact with the embassies, discussions were typically short and informative, rather than strategic. In countries like India and Uganda, where water is not a priority area there has not been any relevant engagement. In Ghana, towards the end of Watershed, the Dutch Ambassador explicitly praised Watershed for its professionalism, energy and results.

# 10. The Watershed legacy: Lessons learned and best practices

Watershed partners have succeeded in advocating for change by “raising their voice” and by demanding their right to water, sanitation and hygiene services. Through evidence-based advocacy, partners improved service delivery; improved government policies, strategies, planning and budgeting processes for the sector; increased the civic space and gave voice to the marginalised. They often succeeded through perseverance and a long process of trial and error.

The following section highlights lessons learnt and best practices from the various WPs. For more details please see the paper “How civil society generates and uses evidence for influencing policy : experiences from Watershed empowering citizens programme”.

## Lessons learned and best practices

**Advocacy strategies.** Change does not happen overnight, and advocacy is a complex and difficult process. If an opportunity arises, change can happen quickly (a policy is up for review) but typically changes take time, often years to see. Therefore, the creation of “advocacy strategies” in which the key issue, goals, tactics and messages are identified is key to success.

**Dialogue approach.** Advocacy is much more than activism. There are many potential tactics to influence decision-making. One that worked within the water sector is the dialogue approach.

**Evidence based advocacy.** Government officials tend to take action when evidence (existing or new) is used to help them understand why change is necessary. However, many changes made are not, evidence based because they are politically motivated. In addition, evidence (data) from government sources is more often widely accepted compared to other data sources. Generating new data can take time, therefore when relevant secondary data is available this should be used. Gathering data can create shared understanding about the issue, which is important as a basis for the development of advocacy strategies. When advocacy strategies are completed, additional data might be needed to generate evidence to convince decision makers.

**Accountability mechanisms.** Accountability mechanisms can be in place but a personal relationship with targeted policy makers/officers is also required to achieve the objectives. Thus, having a seat at the table is not enough to bring about the change envisioned for the programme. Building relationships with target policy makers/officers, decision makers and politicians takes time, and sometimes goes beyond the timeline of the programme.

**Messengers.** Who delivers the message makes a difference – a statement or “ask” delivered by someone with power is more likely to elicit action. Targeted collaboration using government officials as agents of change is more fruitful than through citizen voices only. However, if the process is not going well the CSOs play an important role in dissenting their decisions or opinions. It is important to find a balance between dialogue and dissent to avoid being labelled as anti-government or as an executing agency of the government.

**Message.** It is important to choose the right materials to deliver the messages – sometimes an in-depth study is necessary and sometimes a one-page messaging document is sufficient. Having a publication or other output is not enough to expect a change in decision-making or practice. Specific follow up is needed and better understanding on how to bring about change. General information outlining the problem is adequate at the start of discussions with decision makers but that needs to progress to concrete actions.

**Media engagement** helps in raising awareness of all stakeholders to the issue and brings advocacy issues to a wider audience, particularly when done by partners in media who have the same conviction and objectives.

**Consistent follow up** and flexibility are key – choosing a specific issue like accountability but focusing all messaging, communication, materials, global and local sessions on the same topic with the same asks are key. However, adaptability is key in advocacy and influencing (the ability to correct course when something isn't working).



## Partnerships

- Collaboration is essential – speaking with collective voice is an effective way to ensure messages are heard.
- Synergy amongst CSOs and partners is helpful to accelerate the programme beyond the target area
- Finding the right allies and working in partnerships is important to influence agendas in an effective and efficient way.

## Strengthening the capacities of partner CSOs, government and citizens

- Targeted capacity strengthening of CSOs, citizen groups and government officials helped to bridge the information gap on the need to change. This provided for decision making from an informed perspective, based on a shared understanding of the situation.
- Interventions supported by the Watershed programme can now be sustained by the CSOs and citizen groups who have been engaged throughout the programme.
- Orientation and training of duty bearers should be equally prioritised as capacity building of CSOs to ensure accountability mechanisms are followed through.

## “Voices for water” campaign

In early February 2021 Watershed launched the “Voices for Water” campaign to reach other CSOs and actors that were not part of the programme and to publicise the partnership’s achievements. The global campaign was a call to NGOs, governments, and funders to prioritise resources to support CSOs as drivers of change. The campaign reached nearly two million people through social media and was commended by leading organisations including Sanitation and Water for All (SWA), the World Bank, UN-Water, African Civil Society Network on Water and Sanitation, Netherlands Water Partnership, Partos and more.

This past year alone, Watershed partners published 85 articles and products, ranging from publications and briefing notes to online courses. All publications can also be found on the Watershed [website](#) that will remain online for another two years (2021-2022).

**#VoicesforWater** was a campaign calling on NGOs, governments, and funders to prioritise resources to support CSOs as a means of accelerating progress on national water and sanitation goals and SDG Goal 6.

The campaign was celebrated at international and regional level, and supported by organisations within and beyond the sector, such as SWA, the World Bank, UN-Water, African Civil Society Network on Water and Sanitation, Netherlands Water Partnership, Partos and more. The campaign reached nearly two million people with the



*“There is no reason why people should be excluded from clean and safe water, sanitation and hygiene”*  
Mercy, Voices for Water champion Ghana

*“Our fight is not yet over. Our fight has only just begun and we have but 9 years left to achieve fundamental human rights. So there is still time to raise our **#VoicesforWater** and continue the battle”,* Kitty van der Heijden, Director-General for International Cooperation, The Netherlands

message to support the right to water and sanitation, and nearly 5,000 people visited the ‘Watershed flagship products’ on the website.

**The following flagship products** were highlighted in the campaign:

### Find your evidence (evidence-based advocacy)

- An [online training](#) course on how to develop and implement lobby and advocacy strategies was launched in September 2020
- An overview paper on [Evidence-based advocacy: How civil society generates and uses evidence for influencing policy](#)

### Follow the money (financing for WASH)

- A training manual about [Civil society’s role in public budgeting](#)
- A briefing note about [Civil society influence in drinking water, sanitation, and water resources budget: Four pathways for change](#)
- A policy brief for national level influencing: [Post-Budget Policy Brief National WASH Budget 2020–21 Bangladesh](#)

### Secure your water (Integrated Water Resources Management/ Water security)

- A video on [Rehabilitating River Mpanga, Uganda](#)
- An article about [Changing the flow together, India](#)
- An overview paper about [WASH and IWRM: A booklet for Bangladesh](#)

### Be part of it (Social inclusion)

- A training manual about [Leave No One Behind Training Workshop: Facilitation Manual](#)
- A briefing note on [Facilitating inclusive multi-stakeholder WRM & WASH forums for improved water and sanitation services](#)
- A briefing note on [Identifying barriers to inclusion in WASH services in Tarkwa Nsuaem Municipal Assembly, Ghana](#)

Access the campaign website [here](#) and press release [here](#).

### Accountability

- A review of accountability in 25 countries: [Global review of national accountability mechanisms for SDG6](#)
- A video on the [Watershed approach](#)



# Annex 1 Learning trajectories

The five Watershed learning trajectories are derived from the programme's Theory of Change (Figure 7). The diagram below shows how the five are interconnected. This annex describes what was done in the last year of Watershed, under each of the five learning trajectories, and highlights their overall achievements. The annex ends with the insights from a final reflection session organised for the learning trajectory (LT) champions.



Figure 7 Watershed learning trajectories

## Data for evidence learning trajectory

Activities under the LT 'Data for evidence', during 2020 included:

- ✓ Revamping of the Watershed website, with data library pages for every work package (WP), to:
  - Document learnings/ highlights from Watershed WPs
  - Record the process ie how each of the WPs evolved in their data journey
  - Collate primary and secondary data generated and used in the WPs in a 'data library'
  - Restructure the content /publications for user friendly interface and easy access to relevant documents and data
  - Store information on CKAN to allow open access to the Watershed data for an audience beyond the programme to contribute to the development sector
- ✓ Providing support to country WPs with capacity building for data management and visualisation (for example the Fort Portal WASH data portal in Uganda)
- ✓ Contributing to joint paper with LT on evidence based advocacy in the Watershed project
- ✓ For Watershed India, the "home" WP of the LT champion, she provided guidance / training to partners to:
  - develop effective methods to monitor their COVID-19 response initiatives
  - prepare concept note and design a digital survey to capture information on migrant workers
  - develop basic techniques for audio-visual documentation for data gathering

When looking at the full Watershed programme period, the overall achievements of the data for the evidence LT are:

### Changing mindsets - the significance and utility of 'data' in influencing advocacy agendas has been established:

- ✓ Systematic capacity building inputs have enabled partners and CSOs to become increasingly conversant about their data needs and where it can be accessed
- ✓ Real time 'data', both quantitative and qualitative, has been collected, analysed and disseminated by the partners
- ✓ Partners have successfully translated their data into evidence and used it strategically to further their advocacy agendas with local and district governments
- ✓ There is now a recognition of the importance of credible evidence and updated information within communities as well as service providers, who have used information to provide for sustainable services to the communities

### Data collection has contributed to promoting social equality:

- ✓ The availability of disaggregated data about the most marginalised has aided their inclusion in advocacy dialogues and helped them to demand greater accountability of duty bearers

### Building confidence and ownership:

- ✓ The participatory approach ie involving stakeholders in data collection has built partner capacity for managing information and built a culture of working with evidence rather than ad hoc decision making
- ✓ There is an increased sense of 'ownership' of data due to their participation in its planning and collection, along with improved skillsets which will contribute to sustainability of evidence-based action
- ✓ Access to real time information has provided confidence to influence advocacy

The knowledge products and documentation of case studies and processes will contribute to learning in the WASH/WRM sector as a whole, because they are openly accessible. In addition to real time data about WASH services, water quality etc, that are probably the first in the regions they were collected from, the Watershed website also provides guides and templates for surveys and collection techniques. The website is a useful repository of information about relevant policies and programmes related to WASH/WRM which is open for anyone to access.

### IWRM-WASH linkages learning trajectory

Achievements in 2020 include the following:

- ✓ Water security plans completed in Bangladesh (led by WP Bangladesh)
- ✓ Virtual field visits were organised to bring IWRM-WASH linkages examples to new audiences by:
  - Identifying approach and setting-up a communication structure (Facebook, internal approvals etc)
  - Reaching out to countries to "host" a session
  - Promotion to non-standard audience – perceived to be successful in reaching wider audience in Bangladesh
- ✓ The [Linking IWRM and WASH position document](#) was developed, the content of which also featured in a Watershed global webinar, and a webinar with the [African Biodiversity Collaborative Group](#).
- ✓ Virtual training in WASH and IWRM during Uganda Water week (led by WP Uganda)

The main highlights of the IWRM - WASH linkages LT include:

- ✓ The understanding of the link between IWRM and WASH has been strengthened within each partner organisation
- ✓ Partners and citizens empowered to tackle pollution and work to improve drinking water security
- ✓ Policies operationalised such as Water rule Bangladesh at local (Upazilla) level.

**Take into consideration:**

- Proximity of latrines to the water source (river, pump (manual), lake, irrigation canal, etc)

**Possible Solutions:**

- Can latrines be moved to another location?
- Can water be used more efficiently?

**Next Steps:**

- Try to agree with government officials on a set of steps to resolve the problems identified




Figure 8 Example of linkages WASH and IWRM



## Social inclusion learning trajectory

Activities related to the social inclusion learning trajectory included:

- ✓ A (face to face) workshop was held in Ghana. The Ghana partners used the learnings and produced this [publication](#):
- ✓ A [webinar](#) was held with WP Kenya 'Lessons from Kenya' on "How Not to Leave Persons with Disability (PWD) Behind in WASH Governance" (with PWD included as panelist):
- ✓ An [online workshop](#) was held for WP Bangladesh partners
- ✓ Development of a [facilitator guideline](#) to Leave No-One Behind (LNOB) workshops. As part of that, as well as an ambition to have a webinar to follow up Social Inclusion guidelines, this presentation on [Key concepts of leave no one behind and operational model to enhance social inclusion in programme cycle](#) has been developed. This pre-recorded presentation also included the operational model, with key questions on how to integrate inclusion in the programme cycle. Among learnings from the Watershed programme is that it is important, early in the programme, to identify who is excluded from access to and use of WASH service. Also decision making processes related to them as well as the barriers to their inclusion. Then action can be taken to remove these barriers. This is one of the key concepts referred to during the 'Social Inclusion' workshops, webinars and learning sessions.

Further information on what was done, achieved and learnt about social inclusion in Watershed overall can be found in section 6.

## Finance learning trajectory

### What was achieved in 2020?

Influencing budget allocations was expanded to the whole team:

- ✓ Mali / Bangladesh – three consecutive years influencing budget allocations and being successful in raising the budget for water supply and sanitation
- ✓ Bangladesh, DORP with sophisticated budgeting process that disaggregated allocations to women, the elderly, the disabled, etc.
- ✓ Uganda WASH NGO Network (UWASNET), Uganda – influencing parliamentarians

- ✓ Centre for Social Planning and Administrative Development (CESPAD), Kenya – using radio to influence budget champions
- ✓ International WP – SWA leading objective 3 and involvement of CSOs in all the finance discussions

Feedback and inputs were provided on the materials and strategies of the teams, regarding finance; team members invited to present at international events (IRC Symposium, Stockholm Water Week), articulating their stories and successes to external audiences and during the annual team meetings to inspire each other; supporting the write up of manuals for budget tracking and briefing notes describing the process and implementation of the global advocacy strategy for finance. The latter was particularly successful – as well as the involvement of CSOs at global level – through the international WP.

The insights from the Finance LT were generated at the last annual partner learning meeting, which was held in a virtual setting. The "highs and lows" of 2016/17 and 2018/19 are captured in Figure 9.

## Policy influencing learning trajectory

At the start of the pandemic, there was a need for all Watershed partners to quickly assess and adapt their advocacy approaches considering social distancing and other health & safety measures.

The policy influencing learning trajectory team coordinated and presented a webinar for Watershed and external partners highlighting ways to adapt advocacy and providing examples from Watershed partners in Bangladesh and Kenya. In addition, the policy influencing learning trajectory joined forces with the evidence learning trajectory to demonstrate how CSOs generate and use evidence to influence policy. They collected data and cases from all WPs, analysed the information and provided lessons learned from the programme as well as recommendations to replicate the process and for inclusive dialogue and participation. The paper can be found [here](#).

Key highlights of the Finance learning trajectory are shown below:

2016	2017	From 2018 ...	... to 2019	...to 2020
Finance not a priority for skills of CSOs	Training sessions and presentations on finance and WASH (on demand)	From understanding key decision moments in planning and budgeting ...	... to influencing budget allocation (across cost components and for marginalised)  ... to point at the gaps in funding flows	... hold government and service providers accountable for expenditure  ... bring local successes with budget influencing to national platforms

**Reflections on the learning trajectories process**

At the end of the programme, the LT champions reflected together on what went well, what did not, and why. The following paragraph gives a summary of the main insights of this exercise.

**Shared understanding of the meaning of the Watershed key concepts:**

At the start of Watershed, where 25 CSOs created a new partnership to implement a programme without precedent, many of the key concepts were new. None of the partners understood the concepts of Data, Evidence, Social Inclusion, IWRM, Lobby and Advocacy in the same way. Finding common understanding and a shared approach was a lengthier process than expected. For example, it took time to shift the common perception of 'data' as numbers to a broader understanding of information for generating evidence. Similarly, IWRM-WASH integration did not become clear until the word "integration" was replaced by "linkages". Policy influencing was at the core of the programme but teams first needed to understand what "dvocacy" and "policy influencing" meant. As a result, the advocacy strategies were not developed until 2018, two years into the programme.

Regarding "social inclusion", discussions should have taken place earlier in the process, preferably during the context analysis in the inception phase. Although social inclusion related questions were included in the guidelines, the teams' level of understanding regarding which groups were excluded, was not adequate in the context analysis

studies. This was partially because in all WPs the context analysis was outsourced to external consultants, and the questions in the guidelines were not always answered. As a result, understanding that what needs to change to remove the barriers for excluded groups, is not so much about changing policies, but attitudes and practises - came late in the programme. Even towards the end of Watershed, different WPs interpreted differently which of their harvested outcomes should be categorised as social inclusion.

The lack of a shared understanding around key Watershed concepts, is connected to the next insight: the determination to be needs-based and context-specific, with the WPs in the South leading their own content, meant there was no push by the LT champions towards the WPs teams to prioritise efforts in those areas.

**Balance between top-down and WP-demand in LT effort:**

The five LT topics, derived from the ToC, required internal capacity development focus, to make the programme a success. The programme also had to be demand-led; the management was committed to bottom-up decision making on certain topics. The whole programme was non-prescriptive, apart from Planning, Monitoring, Evaluation and Learning (PMEL) processes. There were detailed guidelines, standardised formats and timelines for the yearly monitoring, planning, and reporting process – which were appreciated by the country teams.

With the Capacity Self Assessments and Capacity Action



Figure 9 High and lows Finance Learning Trajectory

Plans as a basis, the WP teams themselves decided what to focus on. Adaptable planning was allowed – leading each country to address what they saw as most important/relevant. ‘Need based’ training and capacity building inputs were offered to the teams. Priorities were set by the country teams in a bottom-up process, but as mentioned above, more clarity on the Watershed key concepts from the start would have helped generate demand earlier in the programme. It was not until the annual partner learning meeting in Uganda in October 2018 (see photo below), during a session on mapping LT theme skills in the WPs, that for the first time the learning needs were explicitly identified. This exercise stimulated connections between the LT and WP leads, followed by more in-country and tailor-made support for the LT champions to the WPs.

The Watershed management team decided to step up encouragement of the WPs to develop and finalise their advocacy strategies, after which that process took off. Looking back, also the themes of social inclusion and IWRM could have achieved more if the WPs had been pushed more.

#### **Linkages between learning trajectories:**

As Watershed was non-prescriptive, the five LT champions each chose their own approach, way of working, focus and starting point. However, this led to working in silos, disconnection, and lack of integration. The PMEL WP lead noticed the need to link the LT leads for Data for evidence and advocacy, since Watershed aimed for evidence-based advocacy, meaning duplication of efforts was likely.

As a result, these two LT champions, who interestingly were geographically most distant from each other (Washington and Calcutta), did engage more together, which even led to a shared document about evidence-based advocacy. There was also a collaboration and alignment between the Finance LT champion and Data for evidence champion, because of the obvious importance of data in WASH financing. But other LT champions were less connected to each other.

Instead of aiming for all WPs to work on all LT themes, better coordination at LT champion level could have helped create more integrated and tailor-made offers to the WPs. For example on IWRM financing, or exploring exclusion in the budget influencing processes. A reason for the insufficient coordination between the LT champions, relates to the next point: lack of dedicated time.

#### **Time and resources for LT**

Leading a LT, as well as participating in LTs, takes time and resources, and if it was not explicitly allocated, this affected active engagement in the LTs. Although the LT themes were key in the Watershed ToC, due to lack of clear direction and collaborative planning in the beginning of the programme, the LTs could be considered an add-on, on top of the work which was budgeted.

When a consortium partner did not have a budget for certain WPs, it meant there was no LT attention to them either, and this resulted in high travel costs if LT work couldn't be combined with other work.



LT champion Data for Evidence Rajashi Mukherjee engaging with Kenya WP in the LT theme skills mapping exercise, October 2018. Picture by Anita van der Laan.



## Annex 2: MFA Dialogue & Dissent quantitative outcome indicators

This Annex reports, in aggregated scores and in a reflective narrative, on the six Dialogue and Dissent (D&D) harmonised outcome indicators. Table 7 below shows the Watershed scores on the six indicators of the dialogue and dissent (D&D) programme for the period January - December 2020 and for the total of the programme.

Table 7 Dialogue and dissent Watershed indicators

MFA dialogue and dissent indicator		Total 2020	Uganda	Kenya	Bangladesh	Ghana	Mali	India	International	Netherlands
DD1	# of laws, policies and norms, implemented for sustainable and inclusive development	29	15	3	5	3	0	2	0	0
DD2	# of laws, policies and norms/attitudes, blocked, adopted, improved for sustainable and inclusive development	17	0	6	5	1	1	0	3	1
DD3	# of times that CSOs succeed in creating space for CSO demands and positions through agenda setting, influencing the debate and/or creating space to engage.	232	54	12	83	57	12	12	1	1
DD4	# of advocacy initiatives carried out by CSOs, for, by or with their members/constituency	153	42	6	29	62	5	6	1	2
DD5	# of CSOs with increased L&A capacities	19	3	5	1	5	3	2	0	0
DD6	# of CSOs included in strategic partnerships programmes	Impl: 21 Other: 114	Impl: 3 Other: 11	Impl: 5 Other: 40	Impl: 3 Other: 8	Impl: 5 Other: 20	Impl: 3 Other: 17	Impl: 2 Other: 12	Partner CSO networks: 5	Partner CSO networks: 1

### DD1: No. of laws, policies and norms, implemented for sustainable and inclusive development

#### Results within the entire programme (2016-2020): 70

Despite implementation being heavily affected by the COVID-19 pandemic, during 2020, all of the WPs achieved impressive results in relation to the D&D indicators. All of the country WPs except Mali saw at least one concrete change in the practices of their governments in the form of laws, policies and/or norms being implemented towards achieving sustainable WASH for all. A total of 29 instances

were observed in 2020, matching that of the previous year, the programme has seen a total of 70 changes throughout its five-year span.

Similar to last year, **Uganda** has seen the most observable changes in 2020 and the most of any WP in any year of the programme for the indicator DD1. During the tenure of the Watershed programme, a number of legal instruments were developed and passed by the sub-counties and districts in Uganda to help stop activities which caused degradation and pollution of rivers within the catchment area. These activities

ranged from stone quarrying, sand mining, deforestation and included open defecation. Some examples include the Bye-law by Karangura Sub-county in Kabarole District to stop stone quarrying as an economic activity in the River Mpanga, during 2020 this was extended to the tributaries of the River Nyakitokoli and Nyakimya. Another example was an ordinance by Kabarole District on the presence of household latrines for every household which came into enforcement in an attempt to stop open defecation.

The **Kenya** WP also saw an increase in the number of instances they observed in relation to DD1 from 2019 (2). Three bills were implemented in Kajiado County, these were the Kajiado County Environment Protection Bill 2020, the Kajiado County Sand Harvesting and Quarry Bill 2020 and the Kajiado County Climate Change Bill 2020. The Kenya WP is thought to have played a key role in contributing to the implementation of these bills, whereby NIA, one of the Watershed implementing CSOs, worked alongside the RAIN Foundation of the Netherlands to facilitate a training on rainwater harvesting in 2019 which included government officials. The Kenya WP also wrote a memorandum to the Kajiado County authorities on the importance of formulating and implementing a rainwater harvesting bill in compliance with the draft water policy for the country. Together these contributed to its formulation and implementation.

## **DD2: No. of laws, policies and norms/attitudes, blocked, adopted, improved for sustainable and inclusive development**

### **Results within the entire programme (2016-2020): 66**

Watershed has seen an impressive 66 improvements, adaptations and/or blockings of laws and policies, norms and attitudes towards ensuring sustainable and inclusive development of WASH for all. Despite 2020 being a tough year for governments and communities alike, with their focus being shifted to the global pandemic, Watershed still has observed 17 positive changes under DD2. A greater focus has been put onto WASH services as a measure against COVID-19, however, with an urgent need to tackle the pandemic. Watershed partners feared that the focus would be on providing emergency hygiene services and progress towards sustainable WASH provision for all would be impeded. To combat this, WPs and their CSO/CBO networks have worked relentlessly to uphold governments and communities to their commitment in achieving SDG 6.

Unlike in 2019, not all WPs achieved results in this indicator, and unlike Uganda's success on DD1 the WP observed no changes under DD2, neither did the India WP. However, all other WPs including the Netherlands and International saw at least one concrete change here.

The **Kenya** WP saw the most progress on this indicator with six observable changes, four being focused in Kajiado County and include the Kajiado County Rainwater Harvesting Act 2020, Kajiado County Environment Protection Bill 2020, the Kajiado County Climate Change Bill 2020 and the Kajiado County Sand Harvesting and Quarry Bill 2020. The improvement and adoption of these bills and act will contribute to the sustainable and inclusive integration of WASH and IWRM services in the county and have been a major success for the WP. In addition to this the WP saw two instances at the national level to help in the fight against COVID-19.

Similarly, the Government of Bangladesh has initiated the formulation of the Emergency COVID-19 response strategy where the **Bangladesh** WP's presence is very much visible. The Bangladesh team also saw an impressive four other results for DD2 including the approval of the revised 'Pro-Poor Strategy for Water Supply and Sanitation Sector in Bangladesh' in June 2020. This strategy has since been uploaded and is available on the website of the Policy Support Branch of the Local Government Division under the Ministry of Local Government Rural Development and Cooperatives. The National Forum for Water Supply and Sanitation recommended to approve the revision of the strategy. The revision of the pro-poor strategy aligns with the pledge to leave nobody behind as stated in the SDGs and creates a provision of 100% subsidy to WASH services for the poorest and marginalized. The process of revising the strategy also created space for CSOs and WASH networks to provide recommendations based on the ground reality.

## **DD3: No. of times that CSOs succeed in creating space for CSO demands and positions through agenda setting, influencing the debate and/or creating space to engage.**

### **Results within the entire programme (2016-2020): 654**

The Watershed Programme has provided CSOs and other actors with platforms to engage with duty bearers. Several platforms have been essential in providing space to the CSOs and the WPs have reported 657 cases where space has been created over the five-year programme. In the year 2020 Watershed saw the most cases within any given year of the programme. Due to social distancing restrictions many of these spaces have shifted to online and media platforms such as Zoom meetings and radio programmes and discussions. In the case of the Kenya WP this has actually enabled them to facilitate more frequent and more inexpensive meetings between CSOs, their networks and government stakeholders, thus creating a space for CSOs to make demands and engage with county and national level government. This has led to some notable

developments such as that of the protocols on water supply and sanitation services by the national Ministry of Water and Sanitation in response to advocacy by CSOs for inclusive regulated WASH services in the rural areas.

In **Ghana**, after several consultations between the implementing CSOs and the Ministry of Sanitation and Water Resources, the Water and Sanitation Sector Working Group meeting was revived after two years of being inactive. In addition, radio programmes have been used as a tool to provide a space for people living in communities affected by illegal gold mining in the Tarkwa Nsuaem Municipality to speak out against these practices and discuss WASH and IWRM, bringing the effects of mining on the local rivers to the fore.

Other successes include that of the **Netherlands** WP, where persistent follow ups with MFA staff on IWRM over the years led to the first informal consultation on IWRM in January 2020. Members of the platforms with whom the WP collaborates also attended this session. In comparison to the informal consultations held on WASH, this meeting had a more inclusive approach from its inception as it was open to all organisations active in the field and not just those who are part of a strategic partnership with the Ministry. Moreover, given the objectives of Watershed – advocating for interlinkage between WASH and IWRM – there has been a request to merge WASH informal consultations with the newly established IWRM ones. Due to the impact of COVID-19, the frequency of meetings, which used to be quarterly, has been impacted. However, through the NWP-NGO platform, follow ups have been sent to ensure the continuity of the meetings of the informal consultation on IWRM.

#### **DD4: No. of advocacy initiatives carried out by CSOs, for, by or with their membership/constituency**

##### **Results within the entire programme (2016-2020): 337**

The final year of the Watershed programme observed the most advocacy initiatives of any of the years – 45% of all advocacy initiatives (153) were carried out. Ghana conducted the most advocacy initiatives with a 40% increase on 2019 (62). The Ghanaian initiatives included collaborations with local CSOs/CBOs and the District Assembly, Ghana health services representatives, and the National Commission on Civic Education (NCCE) to implement intensive education and advocacy for the availability of drinking water and handwashing facilities for all. This included a particular emphasis on people living with disabilities.

CSOs involved with the **India** WP undertook six major advocacy initiatives in 2020 which all resulted in an

outcome. In 2020 Wetlands International South Asia (WISA) facilitated meetings between CSOs, landscape partners and local government at the village, block, and district level in Bihar. These meetings had the objective of supporting the CSOs in integrating elements of water security into the Gram Panchayat Development Plans for 2020–21. Through this initiative, the local government came to recognise the significance of planning for water security and included its elements in their annual plans.

In **Mali** five advocacy initiatives were implemented during 2020, these included creating a dialogue between CSOs and key stakeholders to help build and strengthen their partnerships. They also included facilitating online meetings between the DGB and DNSP directors to monitor the budget allocated to the sector. The WP delivered a press conference to present the results of the finance monitoring as well as the current state of execution of the budget allocated to the water and sanitation sector. They also helped to create a dialogue on the financing of the WASH sector and finally a radio broadcast to relay COVID-19 prevention and hygiene messaging to citizens in the Watershed intervention areas.

A collaboration between the **Uganda** WP, Ministry of Water and Environment Uganda, Sector Development Partners and CSOs advocated together for the prioritisation of access to WASH services to effectively address COVID-19 and other WASH related illnesses. This was highlighted through a national advocacy online seminar held in June 2020 and the National WASH CSO Forum hosted by UWASNET, one of the implementing CSOs.

#### **DD5: No. of CSOs with increased L&A capacities**

##### **Results within the entire programme (2016-2020): All implementing CSOs except WAB and GWA: 19**

As demonstrated through the Capacity Self Assessments and harvested outcomes, the implementing CSOs of the Watershed programme have greatly strengthened their ability to undertake evidence-based lobby and advocacy. The CSAs were used as a tool to encourage CSO implementing partners to critically reflect on whether they have increased their L&A capacities.

While there are 21 implementing partners across the six WPs, Watershed has not included WaterAid Bangladesh or Gender Water Alliance in this indicator, as they are not considered implementing partners whose capacities are to be strengthened. WaterAid Bangladesh manages the WP, and Gender Water Alliance provides capacity development on social inclusion to DORP. All implementing CSOs have increased their L&A abilities in one way or another during

the programme lifecycle and therefore are all included in the final figure.

For more information on the capacity development on implementing partners please refer to Section 3, Progress with capacity building of CSOs.

**DD6: No. of CSOs included in SPs programmes**

In 2020, there were 21 implementing partners (excluding IRC, Simavi, Wetlands International and Akvo) and 114 other CSOs, community based organisations (CBOs) and networks involved in the Watershed programme.

## Annex 3: 2020 highlights of harvested outcomes

This Annex presents a small selection of harvested outcomes of the eight work packages, with a focus on the larger or more advanced outcomes. Some of them also feature in the main document.

Work Package	Outcome	Contribution Watershed
<b>Kenya</b>	On 6th February 2020, in a meeting with Watershed, the Laikipia County Executive Committee Member (CECM) for Water, Environment and Natural Resources committed to having WASH/WRM live data updates of ongoing Laikipia county initiatives in the water and sanitation sector tab of the county website. This demonstrates the county government's willingness for increased transparency and elaborate feedback mechanisms and allows for development initiatives that are responsive to the interests of the people.	On 6th February 2020, Kenya Water for Health Organisation (KWAHO), Kenya Water and Sanitation Civil Societies Network (KEWASNET), Akvo and Simavi engaged with the CECM for Water, Environment and Natural Resources and with the Director for ICT in Laikipia, on the need for transparency and accountability in financial and programme reporting. This was also a follow up meeting on devising innovative engagement mechanisms between the department and citizens. Akvo agreed to provide backstop support in setting up the online reporting tool embedded within the County water department's website page.
<b>Kenya</b>	Between 20 May – 6 June 2019, citizens in Kajiado County participated with twice as many people as in 2017 in the government annual budget making process in their wards. This contributes towards enhanced accountability and transparency, with the potential to reduce corruption ensuring resources are available for development.	Between 13th and 27th May 2019, Neighbors Initiative Alliance (NIA) ran radio adverts in local radio stations using vernacular Maasai language as well as Kiswahili to inform and sensitise grassroots citizens about scheduled dates and venues of Kajiado County budget estimation forums for FY 2019/20. The aim was to inform them so they prepare to participate in the consultation processes.
<b>Kenya</b>	On World Water Day, 22 March 2019, Collins Liko from the Economic and Social Rights Centre Hakijamii, had an article published in the newspaper about the lack of follow-up of national government to its election promises (2017) regarding water security. This was done during the Universal Periodic Review reporting by non-state actors. This outcome demonstrates that an effective learning alliance has been established that uses data for decisions making and lobbying and advocacy	On 10th April 2019, KEWASNET convened other Watershed partners as well as other collaborating CSOs to update data on performance against 2017 WASH/WRM related election promises monitoring parameters. This enabled different partners to collate various performance status data from government data sources at different levels. Hakijamii had been a partner to KEWASNET back in 2017 during the election-promises-monitoring-activity-process.
<b>Uganda</b>	In June and Sept 2020, the Ministry of Water and Environment, Sector Development Partners and CSOs called out in a unified voice for the prioritisation of WASH in national planning and budgeting to effectively address Covid-19 and other WASH related illnesses. This happened during the national advocacy webinar and the National WASH CSO Forum.	UWASNET had organised the National WASH CSO Forum. In 2019, Watershed had significantly contributed towards the development of the CSO Position Statement to inform the development of the 3rd National Development Plan (NDPIII), which was adopted and already brought government and CSOs together.
<b>Uganda</b>	In February 2020, Fort Portal Municipal Council, Uganda, adopted a motion to implement co-composting as the best method of managing municipal waste – both solid waste and faecal sludge as a way of addressing pollution to river Mpanga, paving way to the circular economy. This was part of the newly developed city waste management plan and demonstrates the awareness and commitment of council members.	In January 2020, HEWASA held a round table meeting with the Municipality leadership discussing the best possible ways of managing waste in town as the system had severely deteriorated, garbage was a menace in town and the river heavily polluted. The need to develop a waste management strategy and plan was also discussed. The manual emptiers of latrine sludge were indiscriminately disposing of it.
<b>Uganda</b>	Since October 2019, in Kabarole and Ntoroko Districts in Uganda, duty bearers are delivering performance reports on and are open on budgets over the radio and other media. This is a marked improvement in accountability and transparency.	Watershed strengthened local leadership in the communities through barazas. These are village level meetings where communities hold their leaders accountable and request performance and budget information.

Work Package	Outcome	Contribution Watershed
<b>Mali</b>	In February 2020, the World Bank, in partnership with the ministries of housing and sanitation, invited CN-CIEPA to a meeting to present the urban project "Bamako, an engine of inclusive economic growth". The Bank selected CN-CIEPA as a member of the technical committee for monitoring the waste management component of the said project. This will contribute to continued attention for Watershed Mali issues post 2020.	With the technical and financial support of Watershed, from 2017 until February 2020, the capacities of CN-CIEPA were strengthened in terms of advocacy and policy influence on WASH and IWRM issues. The creation and establishment of the platform ACEA (Citizen Alliance for Water and Sanitation) and the production of a video on faecal sludge management, was noted by the World Bank and made CN-CIEPA an interesting and credible partner to the Bank.
<b>Mali</b>	In April 2020, NIYEL and Speak Up Africa signed the joint collaboration protocol with CN-CIEPA in relation to the management of faecal sludge in Bamako district. This is crucial as it enables CN-CIEPA, as lead organisation, to continue lobbying for this issue and thus sustain the work of Watershed.	Thanks to the technical and financial support of Watershed, CN-CIEPA has been able to consolidate all its expertise and experience in the field of advocacy, lobbying, capacity development and in the production of evidence. This strengthened its reputation on WASH and IWRM issues which led to an invitation for the collaboration protocol.
<b>Mali</b>	In September 2019, 7 deputies of the National Assembly organised listening sessions with the National Directors of technical services (hydrology, water purification, sanitation and environment) and called on the two ministers of the WASH sector during a plenary session in Parliament. This reflects that faecal sludge management has become politically significant. This allowed the technical services (DNH, DNACPN, ANGESEM) to pay particular attention to land sites security issue. This was of high political significance of the issue of the waste water management for Bamako as it also brought together technical services of DNH, DNACPN and ANGESEM to pay particular attention to and collaborate for solutions on this issue as well as on a revised land use planning.	CN-CIEPA organised a visit with the 7 deputies to the sites planned for the treatment of faecal sludge, and had it filmed and broadcasted on TV. Dialogue and generating evidences were the most effective way to achieve the above outcome. CN-CIEPA made technical information available to parliamentarians to channel discussions with representatives of technical services of the WASH sector to call on the two ministers of the sector in the country. CN-CIEPA facilitated the listening sessions between parliamentarians and technical services directors.
<b>Ghana</b>	In January 2020, The Tarkwa Nsuaem Municipal Assembly in Ghana, responded to the communities' demand and completed construction of a new mechanised borehole and installed a drinking water treatment plant for over 900 people in a community called Adieyie Mile 10.5.. This addresses the issue of contamination of drinking water in the area, and is an important example of communities holding duty bearers to account. For a long time, water quality testing was carried out by the mining company providing water to the community, but not by an independent body such as local government.	In August 2018, Hope for Future Generations and Watershed carried out a series of community and district level interventions in 15 communities including Adieyie Mile 10.5. This included training of community opinion leaders, development of community scorecards, community interface meetings and quarterly review meetings. This led to the repair of 23 broken boreholes and retraining of WASH management teams in all communities by local government. The Mile 10.5 community demanded the Assembly test mercury content of the water through advocacy platforms created by Watershed. In 2018, a local radio reported on the problem of water pollution using evidence that was produced by the Watershed partners. Three national media houses picked up on the issue and asked for more info.
<b>Ghana</b>	In November 2019, the parliamentary select committee on WASH, sent a request to CONIWAS to provide more details from the budget tracking study they shared at the Mole 30th conference (national annual WASH conference led by NGOs) to inform the parliamentary debate on the 2020 budget. They also requested joint development of position papers with the Coalition of NGOs in Water and Sanitation (CONIWAS) to strengthen their advocacy in Parliament. This recognises CONIWAS as a strategic CSO partner and is an indication that government is strengthening collaboration with CSOs.	On the 8th of November 2019, the Watershed team held a side event at the Mole 30th conference which was attended by a representative of the parliamentary select committee on WASH. During the side event, one of the key topics discussed was the study on Financing of Water Sanitation and Hygiene (WASH) and Water Resources Management (WRM)), which caught the attention of the parliamentarian.
<b>Ghana</b>	The national budget allocation to the Ministry of Water Sanitation and Water Resources in Ghana has progressively increased between 2018 and 2020 (25% from 2018 to 2019; and 31% from 2019 to 2020) to support Water, Sanitation and Hygiene (WASH) interventions. Prior to that the budget allocations had been inconsistent and could be high one year and reduced significantly in the next year.	With the support of Watershed, CONIWAS – the WASH NGO network of Ghana - tracked budget and expenditures and in 2019 was invited by the parliamentary select committee on WASH to provide information and data on the budgets. The CONIWAS budget study was presented during the Mole 30th conference, which informed the debate on the 2020 budget.

Work Package	Outcome	Contribution Watershed
India	In Feb 2020 the Executive Engineer of the Minor Irrigation Division in Ganjam district, Odisha, started renovation of the village pond and the irrigation canal system of Badābandha, thus maintaining the hydrological connection with the bigger Tampada lake and improving water security in and around the village. This was in reaction to the earlier request by the Sarpanch, the elected village government representative.	Wetlands International and ACT conducted workshops with civil society and village governments on water security in 2018 and supported the village community to prepare a Village water security plan in June 2019. This included creating an evidence base through participatory assessments, motivating the village to plan for water security as a safeguard against water risks and share info on additional sources of funding. This led the village governments to allocate their own funds for this restoration and also successfully seek convergence funds. This equipped them to demand, through the Sarpanch, the pond renovation. Watershed initiated the engagements directly with the Irrigation Division official in Sept 2019, which was followed up by the Sarpanch.
India	On 13 November 2019, the Mukhiya (elected village government representative) of Barbatta village in Bihar, advised all the Ward Implementation and Management Committees (WIMC) in his village to get water testing done every six months (post and pre monsoon) of new piped water supply schemes. This demonstrates an increased village government commitment for improved water security, to take action themselves and also demanding action from the respective line departments.	The Village Water Security Plans, prepared with the support of Wetlands International, ACT and Nidan earlier that year Water, prioritised the testing of all water points used for drinking and new piped water schemes (of source and end point) twice a year through the Public Health Engineering Dept. Roles were assigned to the respective WIMC and the Panchayat formally endorsed the village water security plans. Subsequently in October 2019, Nidan shared the contact details of the Chemist District Water Testing laboratory and the process for water testing with ward members.
India	On 12 September 2019, the Ward chairperson, Ward Implementation and Management Committee members and 50 women from Ward 11 in Raipur village, Bihar, submitted a written request to the Block Development Officer to undertake suitable measures to address the delay in commencement of the household piped water scheme in their ward.	Watershed India held monthly meetings with Self Help Groups (and marginalised groups) to raise their WASH awareness as previously they focused only on microfinance. In addition, Watershed built the capacity of the village government and its self-help /marginalised groups on government planning, institutions, programmes, budgetary flows, along with participatory exercises on identification of gaps in WASH services in the villages. From July-Sep 2019, Nidan shared information about the processes to be followed, the agencies and persons responsible for implementing the piped water scheme – and informed them that they need to raise this with the block administration and government officials.
Bangladesh	From 6 to 11 April 2020, the Water management Citizen Committee of Bhola district responded to the COVID-19 crisis by lobbying their local government, the Union Parishad, to raise awareness on COVID-19 prevention and provided a list of marginalised people to these authorities of who needed relief. In response, the authorities indeed raised awareness on COVID-19 and provided relief to the marginalised, using their own budget.	DORP is connecting the dots between civil society and government institutions for engaging with excluded people and stakeholders. DORP has facilitated workshops and training to the Water Management Citizen Committee for capacity building and facilitated meetings with local government institutions for sensitisation. DORP also created an enabling environment to create space for the committee in government structures. DORP informed the committee members on the measures needed to protect people from COVID-19. This enabled the committee to connect with their local government and respond quickly to the crisis.
Bangladesh	On 10th July 2019, the Department of Public Health Engineering (DPHE) completed the re-excavation of a pond at East Ilisha, in Bhola district. More than 100 households depend on this pond for their (drinking) water. CSO WMCC raised their demand to the DPHE to initiate the excavation of the pond and set up a pond sand filter. They explained that this is part of the Water Security Plan (WSP) to which the local authorities have committed – a clear example of civil society capacity to hold their government to account.	DORP has conducted workshops with WMCC and the Public Health Engineering Dept on Water Resource Management and shared information on the 'Bangladesh Water Rules 2018' (translated by DORP in Bangla). These Water Rules highlight issues around water scarcity and the need to use surface water sources. The DPHE has a project regarding the re-excavation of ponds but had not implemented it. After the workshops with DORP, WMCC advocated for the selection of ponds in the Union to complete the re-excavation and pushed this through one-to-one meetings with the DPHE and discussions during the WASH Standing Committee.
Bangladesh	During June 2020, the Ministry of Local Government approved the revised Pro-Poor Strategy for Water Supply and Sanitation Sector in Bangladesh and uploaded it on the website of the Ministry of Local Government . This was done after the governmental National Forum for Water Supply and Sanitation (NFWSS) recommended this approval in November 2019. The strategy now aligns with the pledge to leave one behind as stated in the SDGs and creates a provision of 100% subsidy to WASH services for the poorest and most marginalised.	WaterAid Bangladesh initiated the review process by writing to the senior secretary of the Local Government Division (LGD) of the Ministry, for the revision of the Pro Poor strategy to align with SDG 6. WaterAid facilitated the discussions with LGD and others. LGD then formed a National Working Committee to review and revise the strategy. WaterAid supported this Committee to organise at least five formal working committee meetings. With the support of WaterAid and key WASH Networks, LGD initiated a wider consultation involving CSOs and WASH networks where a number of recommendations came out, including the 100% subsidy for the poorest and most marginalised.



Work Package	Outcome	Contribution Watershed
<b>International</b>	In December 2019, the Government of Afghanistan hosted a multi-stakeholder consultation on accountability for SDG6. It brought together 75 representatives from government, academia and civil society to facilitate more integrated and effective accountability mechanisms at national level. This included all three agencies responsible for WASH: the Ministries of Rural Rehabilitation and Development, Education and Public Health as well as other sector partners. It was the first time such a national consultation with state and non-state partners took place. During the meeting, accountability gaps were identified, the need for systematic effort was recognised and commitment for continuing the collective engagement was expressed.	FANSA supported Afghan civil society and the Government of Afghanistan to plan and organise this consultation. The Regional Convenor and Regional Coordinator, travelled to Kabul with Watershed support and helped facilitate the multi-stakeholder consultation. This was part of the Memorandum of Understanding between Watershed and FANSA. Correspondence with Afghan government representatives and FANSA began 4 months prior to the consultation itself. While the consultation built on outreach done by CSOs in Afghanistan for several years, FANSA's outreach and push was key to ensuring the consultation took place.
<b>International</b>	The Sanitation and Water for All (SWA) High-Level Political Dialogue Group decided in November 2019 to produce a briefing note and handbook on sector Finance, to be used in the preparatory process for the SWA High Level Finance Ministers meeting (Nov and Dec 2020). The handbook will be based on the paper "Mobilising finance for WASH: getting the foundation right", reflecting sector system strengthening and "Leaving No one Behind". It is the first time that CSOs are involved in content preparations for a SWA meeting.	IRC was co-author of the paper and is involved in writing the handbook. IRC country offices are instrumental in promotion and use of the handbook by the sector stakeholders in the country preparatory processes to the High-Level Finance Ministers Meeting.
<b>International</b>	On 4 & 5 Feb 2020, the Africa Ministers' Council on Water (AMCOW) organised consultation meetings on the Africa Sanitation Policy in Ghana, Ethiopia, Zambia, Tunisia, Kenya, South Sudan, Uganda and Tanzania. Members of African Civil Society Network on Water and Sanitation (ANEW*) were invited as representatives of CSOs and provided their comments. AMCOW included these comments as an input to their Africa Sanitation Policy 2020. This indicates enhanced collaboration and mutual trust between AMCOW and ANEW that had been low over the last couple of years. *) ANEW members: CONIWAS (Ghana), Zambia WASH Forum and Varen Zambia, Kewasnet (Kenya), SDA Sudan (South Sudan), UWASNET (Uganda) and Tawasnet (Tanzania)	AMCOW's openness to consultation with CSOs is to a large extent thanks to the Gates Foundations' requirement for CSOs' participation in decision making and in AMCOW's current leadership. In addition, Watershed's capacity development support to ANEW among others has enabled them to respond to AMCOW's invitation and the space they are offering. Further, the accountability study (2018), co-led by Watershed, provided ANEW-CSO members with evidence to use during these meetings.
<b>Netherlands</b>	On 16 January 2020, Brecht Paardekooper (policy officer IGG) requested the current keukentafeloverleg ("Kitchen table meeting") members (Strategic partnership NGOs in WASH) to review the mandate and representation of its members, to open it up to other NGOs and have an agenda, also with a view beyond Watershed. This is an indication that IGG considers keukentafeloverleg an important vehicle for dialogue and update between Ministry and NGOs. It also triggered Watershed to think about how it institutionalises the keukentafel beyond the scope of the strategic partnership.	Watershed shaped the agenda of the Keukentafeloverleg, and regularly attended the meetings. Conversations here and during NWP-NGO platform and NWP-NGO platform policy group, led to having an IWRM Keukentafel during which the linkages between the two Keukentafels were discussed. The Ministry recognised and agreed to continue these sessions.
<b>Netherlands</b>	On 20 May 2020 ("accountability day"), Sigrid Kaag, Dutch Minister of Foreign Trade and Development Cooperation, sent the Ministry's annual report 2019 to Parliament in which she stated that a plan for reaching the 50/30 objective has been developed by the IGG department, in response to the motion from MP Stoffer. The plan describes how the Ministry seeks to achieve its ambitions, and what budget is needed to achieve those ambitions.	On 4 December 2018, the Dutch Parliament adopted with large majority a Resolution from MP Chris Stoffer, calling upon Minister Kaag to publish a credible and ambitious plan to realise the sanitation goals for the period 2020 to 2030, including budget indications. This Resolution was prepared by organisations working under the Watershed programme: Simavi and IRC. We asked for the plan in the keukentafeloverleg, and consistently followed up on it.
<b>Netherlands</b>	On 21st November 2019, the lobby group of Partos (the umbrella organisation of Dutch-based NGOs) facilitated a training to kick off the coordinated outreach to various Dutch political parties to share a manifesto "Development Cooperation more urgent and important than ever" encouraging the political parties to use the manifesto to develop their election programmes. The manifesto specifically mentions the need for water and sanitation in light of COVID-19, and lack of progress amongst others on SDG6.	Members of Watershed NL WP are active in the Partos lobby group. Within this group they supported with writing and reviewing the manifesto. Additionally, through active engagement with NWP lobby group, the Dutch lobby for SDG6 is also perceived by Partos (Marije ten Have) and other lobbyists (Jacob Jan Vreugdenhil) as "very active and engaged in development cooperation". This also indirectly influenced Partos while writing the manifesto.

## Annex 4: Work Package narrative reports 2020

The Work Package annual reports 2020 are available in the Dropbox folder which is accessible via [https://www.dropbox.com/sh/jei1zaqnfbnz8s0/AACjyOOaXPWDKM\\_XRMh-OPJya?dl=0](https://www.dropbox.com/sh/jei1zaqnfbnz8s0/AACjyOOaXPWDKM_XRMh-OPJya?dl=0)









